

WORLD WAR I BRITISH WARSHIPS

This document is a collection of Seekrieg playsheets for the 1/2400 models owned by members of the Old Colony Wargamers. The sheets were generated using the Seekrieg Shipsheet Generator spreadsheet in Excel, with inserted line illustrations of deck plans.

The playsheets include data from copyrighted materials provided as part of the Seekrieg game package, and are useful only in conjunction with that package. They are intended solely for the purpose of making the game more enjoyable for legal owners of the game.

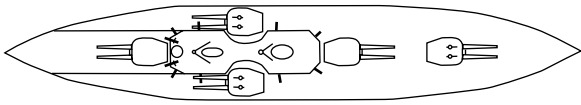
The next few pages are a pictorial index to the available playsheets. The ships are arranged on each page roughly in order of construction, beginning with battleships and working down to light cruisers. The class name is listed in large type, the names of the ships of that class for which play sheets are available are listed in smaller type in parentheses.

Click on the plan of a ship on one of the index pages to jump to the first playsheet of ships of that class.


This version current to 25 April 2001. No destroyers are included yet.

BRITISH BATTLESHIPS AND BATTLECRUISERS, WWI

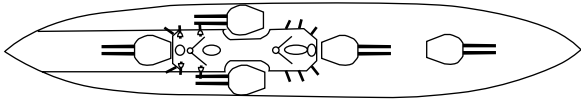
Bellerophon class 1909 (Bellerophon, Temeraire, Superb)



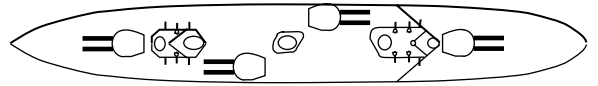
Invincible class 1908 (Invincible, Inflexible)



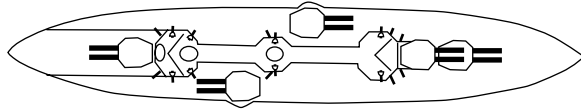
St. Vincent class 1909 (St. Vincent)



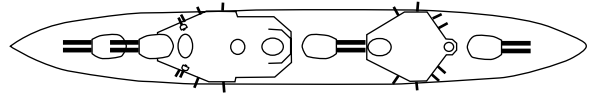
Indefatigable class 1909 (Indefatigable)



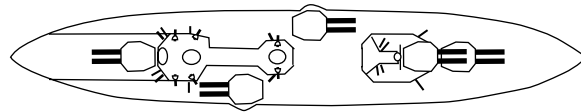
Neptune class 1911 (Neptune)



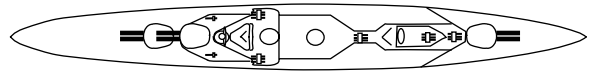
Lion class 1912 (Lion, Princess Royal, Queen Mary)



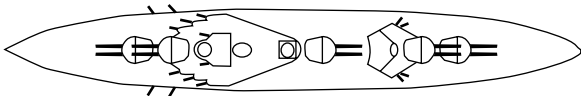
Colossus class 1911 (Colossus, Hercules)



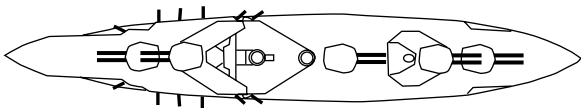
Renown class 1916 (Renown)



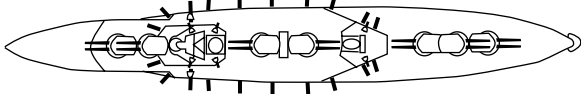
King George V class 1913 (King George V, Centurion)



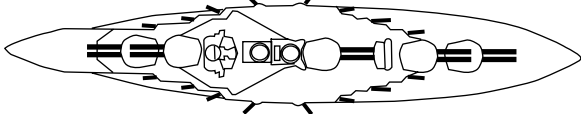
Iron Duke class 1914 (Benbow, Marlborough)



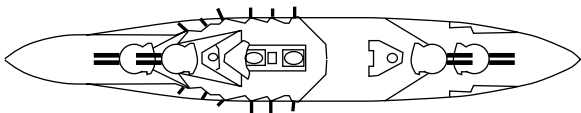
Agincourt class 1914 (Agincourt)



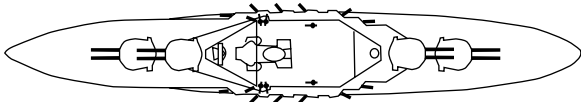
Erin class 1914 (Erin)



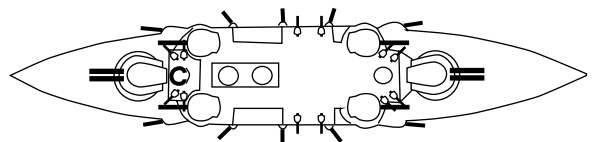
Queen Elizabeth class 1915 (Queen Elizabeth, Warspite, Valiant)



Royal Sovereign class 1916 (Royal Oak)

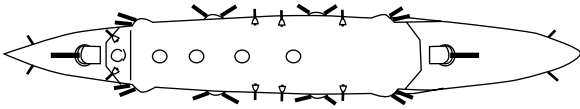


King Edward VII class 1903 (King Edward VII, Africa)

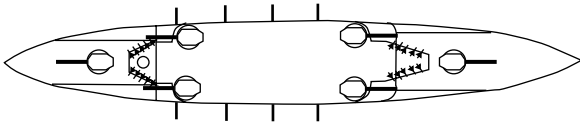


BRITISH HEAVY AND ARMORED CRUISERS - WWI

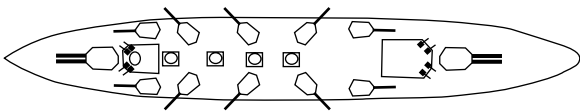
Good Hope 1902 (Good Hope)



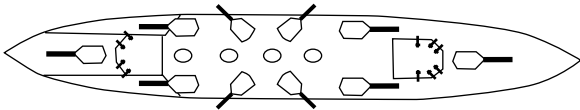
Black Prince 1905 (Black Prince, Duke of Edinburgh)



Minotaur 1908 (Minotaur)

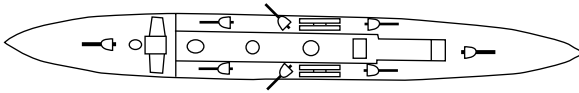


Warrior 1907 (Warrior)

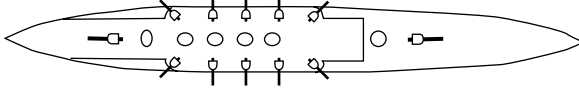


BRITISH LIGHT CRUISERS - WWI

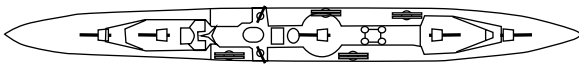
Arethusa 1914 (Aurora, Penelope)



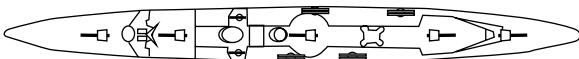
Bristol 1910 (Bristol, Glasgow, Gloucester, Liverpool)



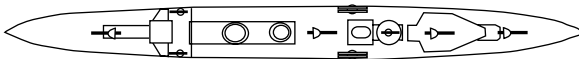
Cairo 1917 (Cairo, C....)



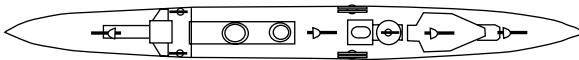
Caledon 1917



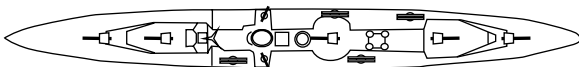
Calliope 1915



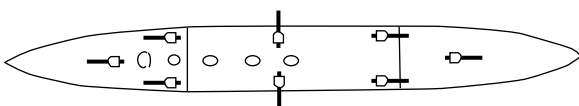
Cambrian 1915



Ceres 1917



Weymouth 1912 (Weymouth)

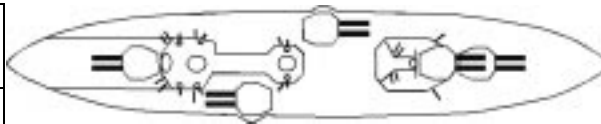


Colossus

BB

Max turn: 135° Length: 540

1911



Speed	Armor	Aircraft	Torpedo Tubes
Kts Inches	Deck: 3.3	0	3 x 21**
2 0.25	Belt: 11.0	Catapults	Anti-aircraft 0
4 0.50	Conning tower: 11.0	0	
6 0.75	Turret: 7.0	Depth Chgs	
8 1.00	Superstructure: 1.6	Mines	
10 1.25		0	Radar: 0
12 1.50			

Penetration Chart		yards	2500	7500	12500	17500	21000
14 1.75	Range: inches						
16 2.00		5	15	25	35	42	
18 2.25	Primary	AP NP:18 P:54	13	10	9	7	6
20 2.50	10 x 12"/50	SAP NP:23 P:63	9	7	6	5	4
22 2.75	H2	COM NP:27 P:72	5	4	3	3	3
	Max ROF:3	HE NP:36 P:NA	0	0	0	0	0
	Range: inches						
	Secondary	AP NP:4 P:12	5	3	2	2	
	16 x 4"/45	SAP NP:5 P:14	3	2	1	1	
	T3	COM NP:6 P:16	2	1	1	1	
	Max ROF:20	HE NP:8 P:NA	0	0	0	0	
	Range: inches						
	Tertiary	AP					
		SAP					
		COM					
		HE					

Turn	Orders
1	
2	
3	
4	
5	
6	
7	
8	
9	
10	
11	
12	
13	
14	
15	
16	
17	
18	
19	
20	
21	
22	
23	
24	
25	

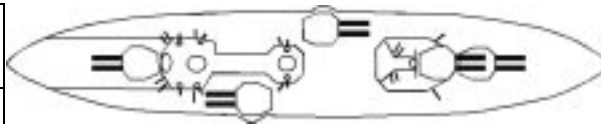
Pts Lost	Damage	Total Damage Pts: 667
42	4" gun	
61	2 kts	
67	12" gun	
83	4" gun	
121	2 kts	
125	4" gun	
133	12" gun	
167	4" gun	
182	2 kts	
200	12" gun	
208	4" gun	
222	torpedo tube	
243	2 kts	
250	4" gun	
267	12" gun	
292	4" gun	
303	2 kts	
334	12" gun, 4" gun	
364	2 kts	
375	4" gun	
400	12" gun	
417	4" gun	
424	2 kts	
434	5% chance of abandoning	
445	torpedo tube	
459	4" gun	
467	12" gun	
485	2 kts	
500	4" gun, 8% chance of abandoning	
534	12" gun	
542	4" gun	
546	2 kts	
567	12% chance of abandoning	
584	4" gun	
600	12" gun	
606	2 kts	
625	4" gun	
634	20% chance of abandoning	

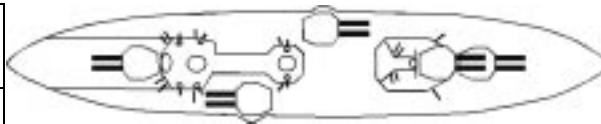
Hercules

BB

Max turn: 135° Length: 540

1911



Speed Kts Inches	Armor Deck: 3.3 Belt: 11.0 Conning tower: 11.0 Turret: 7.0 Superstructure: 1.6	Aircraft 0	Torpedo Tubes 3 x 21**	
2 0.25		Catapults 0	Anti-aircraft 0	
4 0.50		Depth Chgs		
6 0.75		Mines 0	Radar: 0	
8 1.00				
10 1.25				
12 1.50				

Penetration Chart		yards	2500	7500	12500	17500	21000
14 1.75		Range: inches	5	15	25	35	42
16 2.00							
18 2.25	Primary	AP NP:18 P:54	13	10	9	7	6
20 2.50	10 x 12"/50	SAP NP:23 P:63	9	7	6	5	4
22 2.75	H2	COM NP:27 P:72	5	4	3	3	3
	Max ROF:3	HE NP:36 P:NA	0	0	0	0	0
		Range: inches	5	15	25	27	
	Secondary	AP NP:4 P:12	5	3	2	2	
	16 x 4"/45	SAP NP:5 P:14	3	2	1	1	
	T3	COM NP:6 P:16	2	1	1	1	
	Max ROF:20	HE NP:8 P:NA	0	0	0	0	
		Range: inches					
	Tertiary	AP					
		SAP					
		COM					
		HE					

Turn	Orders
1	
2	
3	
4	
5	
6	
7	
8	
9	
10	
11	
12	
13	
14	
15	
16	
17	
18	
19	
20	
21	
22	
23	
24	
25	

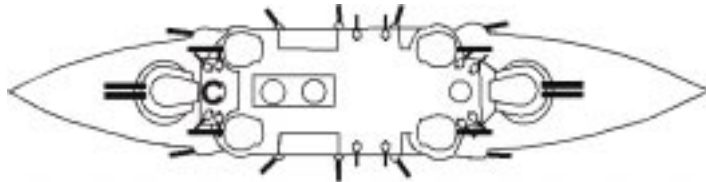
Pts Lost	Damage	Total Damage Pts: 667
42	4" gun	
61	2 kts	
67	12" gun	
83	4" gun	
121	2 kts	
125	4" gun	
133	12" gun	
167	4" gun	
182	2 kts	
200	12" gun	
208	4" gun	
222	torpedo tube	
243	2 kts	
250	4" gun	
267	12" gun	
292	4" gun	
303	2 kts	
334	12" gun, 4" gun	
364	2 kts	
375	4" gun	
400	12" gun	
417	4" gun	
424	2 kts	
434	5% chance of abandoning	
445	torpedo tube	
459	4" gun	
467	12" gun	
485	2 kts	
500	4" gun, 8% chance of abandoning	
534	12" gun	
542	4" gun	
546	2 kts	
567	12% chance of abandoning	
584	4" gun	
600	12" gun	
606	2 kts	
625	4" gun	
634	20% chance of abandoning	

King Edward VII

BB

Max turn: 135° Length: 425

1903



Speed		Armor Deck: 2.4 Belt: 9.0 Conning tower: 12.0 Turret: 4.5 Superstructure: 1.2	Aircraft	Torpedo Tubes					
Kts	Inches		0	4 x 18**					
2	0.25		Catapults	Anti-aircraft 0					
4	0.50		0						
6	0.75		Depth Chgs						
8	1.00		Mines						
10	1.25	0							
12	1.50	Penetration Chart							
14	1.75	yards	2500	7500	12500	16000			
16	2.00	Range: inches	5	15	25	32			
18	2.25	Primary	AP NP:18	P:54	12	9	7	6	
		4 x 12"/40	SAP NP:23	P:63	9	7	5	4	
		H4	COM NP:27	P:72	5	4	3	2	
		Max ROF:2	HE NP:36	P:NA	0	0	0	0	
		Range: inches			5	15	25	29	
		Secondary	AP NP:13	P:39	10	8	6	4	
		4 x 9.2"/45	SAP NP:17	P:46	7	5	4	3	
		L1	COM NP:20	P:52	4	3	2	2	
		Max ROF:5	HE NP:26	P:NA	0	0	0	0	
		Range: inches			5	15	25	27	
		Tertiary	AP NP:7	P:21	7	4	3	2	
		10 x 6"/45	SAP NP:9	P:25	5	3	2	2	
P3	COM NP:11	P:28	3	2	1	1			
Max ROF:12	HE NP:14	P:NA	0	0	0	0			
Range: inches			5	15	18				
Quaternary	AP NP:3	P:9	3	2	1				
14 x 3"/40	SAP NP:4	P:11	2	1	1				
U3	COM NP:5	P:12	1	1	0				
Max ROF:26	HE NP:6	P:NA	0	0	0				

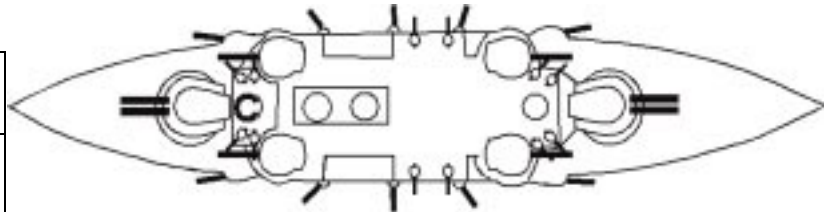
Turn	Orders	Pts Lost	Damage	Total Damage Pts: 502
1				
2		35	3"gun	
3		50	6" gun	
4		56	2 kts	
5		72	3" gun	
6		100	6" gun	
7		108	3"gun	
8		112	2 kts	
9		126	12" gun, 9.2" gun, torpedo tube	
10		143	3" gun	
11		151	6" gun	
12		167	2 kts	
13		179	3" gun	
14		201	6" gun	
15		215	3" gun	
16		223	2 kts	
17		251	12" gun, 9.2" gun, 6" gun, 3" gun, torpedo tube	
18		279	2 kts	
19		287	3" gun	
20		301	6" gun	
21		323	3" gun	
22		326	5% chance of abandoning	
23		335	2 kts	
24		351	6" gun	
25		359	3" gun	
		377	12" gun, 9.2" gun, torpedo tube, 8% chance of abandoning	
		390	2 kts	
		394	3" gun	
		402	6" gun	
		427	12% chance of abandoning	
		430	3" gun	
		446	2 kts	
		452	6" gun	
		466	3" gun	
		477	20% chance of abandoning	

Africa

BB

Max turn: 135° Length: 425

1903



Speed		Armor	Aircraft	Torpedo Tubes	Radar: 0
Kts	Inches				
2	0.25	Deck: 2.4	0	4 x 18"	
4	0.50	Belt: 9.0	Catapults	Anti-aircraft	
6	0.75	Conning tower: 12.0	0		0
8	1.00	Turret: 4.5	Depth Chgs		
10	1.25	Superstructure: 1.2	Mines		
12	1.50		0		
14	1.75	Penetration Chart			
16	2.00		yards	2500	7500
18	2.25			12500	16000
		Range: inches		5	15
				25	32
Primary		AP NP:18	P:54	12	9
4 x 12"/40		SAP NP:23	P:63	9	7
H4		COM NP:27	P:72	5	4
Max ROF:2		HE NP:36	P:NA	0	0
		Range: inches		5	15
				25	29
Secondary		AP NP:13	P:39	10	8
4 x 9.2"/45		SAP NP:17	P:46	7	5
L1		COM NP:20	P:52	4	3
Max ROF:5		HE NP:26	P:NA	0	0
		Range: inches		5	15
				25	27
Tertiary		AP NP:7	P:21	7	4
10 x 6"/45		SAP NP:9	P:25	5	3
P3		COM NP:11	P:28	3	2
Max ROF:12		HE NP:14	P:NA	0	0
		Range: inches		5	15
				18	
Quaternary		AP NP:3	P:9	3	2
14 x 3"/40		SAP NP:4	P:11	2	1
U3		COM NP:5	P:12	1	1
Max ROF:26		HE NP:6	P:NA	0	0

Turn	Orders
1	
2	
3	
4	
5	
6	
7	
8	
9	
10	
11	
12	
13	
14	
15	
16	
17	
18	
19	
20	
21	
22	
23	
24	
25	

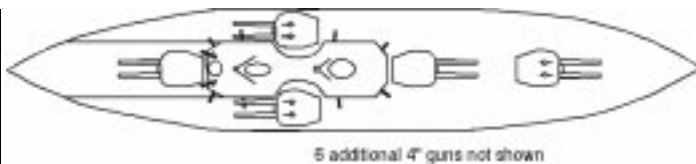
Pts Lost	Damage	Total Damage Pts: 502
36	3" gun	
50	6" gun	
56	2 kts	
72	3" gun	
100	6" gun	
108	3" gun	
112	2 kts	
126	12" gun, 9.2" gun, torpedo tube	
143	3" gun	
151	6" gun	
167	2 kts	
179	3" gun	
201	6" gun	
215	3" gun	
223	2 kts	
251	12" gun, 9.2" gun, 6" gun, 3" gun, torpedo tube	
279	2 kts	
287	3" gun	
301	6" gun	
323	3" gun	
326	5% chance of abandoning	
335	2 kts	
351	6" gun	
359	3" gun	
377	12" gun, 9.2" gun, torpedo tube, 8% chance of abandoning	
390	2 kts	
394	3" gun	
402	6" gun	
427	12% chance of abandoning	
430	3" gun	
446	2 kts	
452	6" gun	
466	3" gun	
477	20% chance of abandoning	

Bellerophon

BB

Max turn: 135° Length: 520

1909



Speed		Armor Deck: 4.2 Belt: 10.0 Conning tower: 11.0 Turret: 4.5 Superstructure: 2.1	Aircraft	Torpedo Tubes					
Kts	Inches		0	3 x 18**					
2	0.25		Catapults	0	Anti-aircraft				
4	0.50		Depth Chgs	0	0				
6	0.75		Mines	0	Radar:	0			
8	1.00	Penetration Chart							
10	1.25			yards	2500	7500	12500	16500	
12	1.50			Range: inches	5	15	25	33	
14	1.75	Primary	AP NP:18	P:54	13	10	8	6	
16	2.00	10 x 12"/45	SAP NP:23	P:63	9	7	5	4	
18	2.25	H3	COM NP:27	P:72	5	4	3	3	
20	2.50	Max ROF:3	HE NP:36	P:NA	0	0	0	0	
22	2.75			Range: inches	5	15	25	27	
		Secondary	AP NP:4	P:12	5	3	2	2	
		16 x 4"/45	SAP NP:5	P:14	3	2	1	1	
		T3	COM NP:6	P:16	2	1	1	1	
		Max ROF:20	HE NP:8	P:NA	0	0	0	0	
				Range: inches					
		Tertiary	AP						
			SAP						
			COM						
			HE						

Turn	Orders
1	
2	
3	
4	
5	
6	
7	
8	
9	
10	
11	
12	
13	
14	
15	
16	
17	
18	
19	
20	
21	
22	
23	
24	
25	

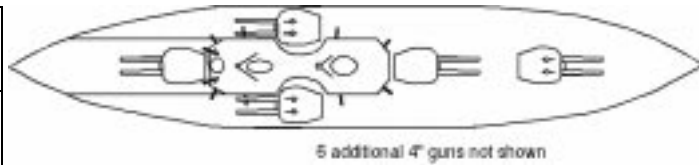
Pts Lost	Damage	Total Damage Pts: 614
38	4" gun	
56	2 kts	
61	12" gun	
77	4" gun	
112	2 kts	
115	4" gun	
123	12" gun	
154	4" gun	
167	2 kts	
184	12" gun	
192	4" gun	
205	torpedo tube	
223	2 kts	
230	4" gun	
246	12" gun	
269	4" gun	
279	2 kts	
307	12" gun, 4" gun	
335	2 kts	
345	4" gun	
368	12" gun	
384	4" gun	
391	2 kts	
399	5% chance of abandoning	
409	torpedo tube	
422	4" gun	
430	12" gun	
447	2 kts	
461	4" gun, 8% chance of abandoning	
491	12" gun	
499	4" gun	
502	2 kts	
522	12% chance of abandoning	
537	4" gun	
553	12" gun	
558	2 kts	
576	4" gun	
583	20% chance of abandoning	

Superb

BB

Max turn: 135° Length: 520

1909



Speed		Armor Deck: 4.2 Belt: 10.0 Conning tower: 11.0 Turret: 4.5 Superstructure: 2.1	Aircraft	Torpedo Tubes				
Kts	Inches		0	3 x 18**				
2	0.25		Catapults	Anti-aircraft				
4	0.50		0		0			
6	0.75		Depth Chgs					
8	1.00	Mines						
10	1.25	0	Radar: 0					
12	1.50	Penetration Chart						
14	1.75		yards	2500	7500	12500	16500	
16	2.00	Range: inches		5	15	25	33	
18	2.25	Primary	AP NP:18	P:54	13	10	8	6
20	2.50	10 x 12"/45	SAP NP:23	P:63	9	7	5	4
22	2.75	H3	COM NP:27	P:72	5	4	3	3
		Max ROF:3	HE NP:36	P:NA	0	0	0	0
		Range: inches		5	15	25	27	
		Secondary	AP NP:4	P:12	5	3	2	2
		16 x 4"/45	SAP NP:5	P:14	3	2	1	1
		T3	COM NP:6	P:16	2	1	1	1
		Max ROF:20	HE NP:8	P:NA	0	0	0	0
		Range: inches						
		Tertiary	AP					
			SAP					
			COM					
			HE					

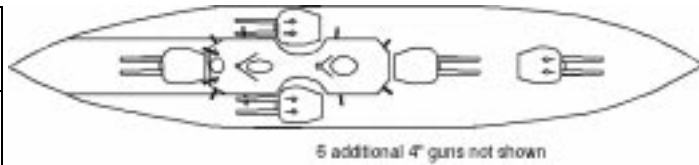
Turn	Orders	Pts Lost	Damage	Total Damage Pts: 614
1				
2		38	4" gun	
3		56	2 kts	
4		61	12" gun	
5		77	4" gun	
6		112	2 kts	
7		115	4" gun	
8		123	12" gun	
9		154	4" gun	
10		167	2 kts	
11		184	12" gun	
12		192	4" gun	
13		205	torpedo tube	
14		223	2 kts	
15		230	4" gun	
16		246	12" gun	
17		269	4" gun	
18		279	2 kts	
19		307	12" gun, 4" gun	
20		335	2 kts	
21		345	4" gun	
22		368	12" gun	
23		384	4" gun	
24		391	2 kts	
25		399	5% chance of abandoning	
		409	torpedo tube	
		422	4" gun	
		430	12" gun	
		447	2 kts	
		461	4" gun, 8% chance of abandoning	
		491	12" gun	
		499	4" gun	
		502	2 kts	
		522	12% chance of abandoning	
		537	4" gun	
		553	12" gun	
		558	2 kts	
		576	4" gun	
		583	20% chance of abandoning	

Temeraire

BB

Max turn: 135° Length: 520

1909



Speed		Armor Deck: 4.2 Belt: 10.0 Conning tower: 11.0 Turret: 4.5 Superstructure: 2.1	Aircraft	Torpedo Tubes					
Kts	Inches		0	3 x 18**					
2	0.25		Catapults	0	Anti-aircraft				
4	0.50		0	0					
6	0.75		Depth Chgs	0					
8	1.00	Mines	0	Radar:	0				
10	1.25	Penetration Chart							
12	1.50	yards		2500	7500	12500	16500		
14	1.75	Range: inches		5	15	25	33		
16	2.00	Primary	AP NP:18 P:54	13	10	8	6		
18	2.25	10 x 12"/45	SAP NP:23 P:63	9	7	5	4		
20	2.50	H3	COM NP:27 P:72	5	4	3	3		
22	2.75	Max ROF:3	HE NP:36 P:NA	0	0	0	0		
		Range: inches		5	15	25	27		
		Secondary	AP NP:4 P:12	5	3	2	2		
		16 x 4"/45	SAP NP:5 P:14	3	2	1	1		
		T3	COM NP:6 P:16	2	1	1	1		
		Max ROF:20	HE NP:8 P:NA	0	0	0	0		
		Range: inches							
		Tertiary	AP						
			SAP						
			COM						
			HE						

Turn	Orders
1	
2	
3	
4	
5	
6	
7	
8	
9	
10	
11	
12	
13	
14	
15	
16	
17	
18	
19	
20	
21	
22	
23	
24	
25	

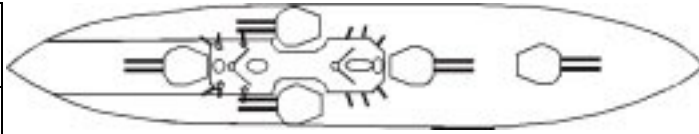
Pts Lost	Damage	Total Damage Pts: 614
38	4" gun	
56	2 kts	
61	12" gun	
77	4" gun	
112	2 kts	
115	4" gun	
123	12" gun	
154	4" gun	
167	2 kts	
184	12" gun	
192	4" gun	
205	torpedo tube	
223	2 kts	
230	4" gun	
246	12" gun	
269	4" gun	
279	2 kts	
307	12" gun, 4" gun	
335	2 kts	
345	4" gun	
368	12" gun	
384	4" gun	
391	2 kts	
399	5% chance of abandoning	
409	torpedo tube	
422	4" gun	
430	12" gun	
447	2 kts	
461	4" gun, 8% chance of abandoning	
491	12" gun	
499	4" gun	
502	2 kts	
522	12% chance of abandoning	
537	4" gun	
553	12" gun	
558	2 kts	
576	4" gun	
583	20% chance of abandoning	

St. Vincent

BB

Max turn: 135° Length: 520

1909



Speed		Armor Deck: 4.2 Belt: 10.0 Conning tower: 10.0 Turret: 6.0 Superstructure: 2.1	Aircraft	Torpedo Tubes					
Kts	Inches		0	3 x 18**					
2	0.25		Catapults	Anti-aircraft 0					
4	0.50		0						
6	0.75		Depth Chgs						
8	1.00		Mines						
10	1.25	0	Radar: 0						
12	1.50	Penetration Chart							
14	1.75		yards	2500	7500	12500	17500	21000	
16	2.00	Range: inches			5	15	25	35	42
18	2.25	Primary	AP NP:18	P:54	13	10	9	7	6
20	2.50	10 x 12"/50	SAP NP:23	P:63	9	7	6	5	4
22	2.75	H2	COM NP:27	P:72	5	4	3	3	3
		Max ROF:3	HE NP:36	P:NA	0	0	0	0	0
		Range: inches			5	15	25	27	
		Secondary	AP NP:4	P:12	5	3	2	2	
		18 x 4"/45	SAP NP:5	P:14	3	2	1	1	
		T3	COM NP:6	P:16	2	1	1	1	
		Max ROF:20	HE NP:8	P:NA	0	0	0	0	
		Range: inches							
		Tertiary	AP						
			SAP						
			COM						
			HE						

Turn	Orders
1	
2	
3	
4	
5	
6	
7	
8	
9	
10	
11	
12	
13	
14	
15	
16	
17	
18	
19	
20	
21	
22	
23	
24	
25	

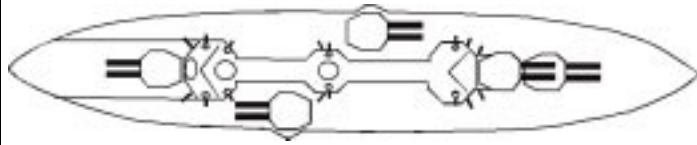
Pts Lost	Damage	Total Damage Pts: 645
36	4" gun	
59	2 kts	
65	12" gun	
72	4" gun	
108	4" gun	
117	2 kts	
129	12" gun	
143	4" gun	
176	2 kts	
179	4" gun	
194	12" gun	
215	4" gun, torpedo tube	
235	2 kts	
251	4" gun	
258	12" gun	
287	4" gun	
293	2 kts	
323	12" gun, 4" gun	
352	2 kts	
358	4" gun	
387	12" gun	
394	4" gun	
410	2 kts	
419	5% chance of abandoning	
430	4" gun, torpedo tube	
452	12" gun	
466	4" gun	
469	2 kts	
484	8% chance of abandoning	
502	4" gun	
516	12" gun	
528	2 kts	
538	4" gun	
548	12% chance of abandoning	
573	4" gun	
581	12" gun	
586	2 kts	
609	4" gun	
613	20% chance of abandoning	

Neptune

BB

Max turn: 135° Length: 540

1911



Speed		Armor Deck: 4.2 Belt: 10.0 Conning tower: 10.0 Turret: 7.0 Superstructure: 2.1	Aircraft	Torpedo Tubes					
Kts	Inches		0	3 x 18**					
2	0.25		Catapults	0					
4	0.50		Depth Chgs	0					
6	0.75		Mines	0					
8	1.00				Radar: 0				
10	1.25	Penetration Chart							
12	1.50	yards 2500 7500 12500 17500 21000							
14	1.75	Range: inches 5 15 25 35 42							
16	2.00	Primary	AP NP:18	P:54	13	10	9	7	6
18	2.25	10 x 12"/50	SAP NP:23	P:63	9	7	6	5	4
20	2.50	H2	COM NP:27	P:72	5	4	3	3	3
22	2.75	Max ROF:3	HE NP:36	P:NA	0	0	0	0	0
		Range: inches 5 15 25 27							
		Secondary	AP NP:4	P:12	5	3	2	2	
		16 x 4"/45	SAP NP:5	P:14	3	2	1	1	
		T3	COM NP:6	P:16	2	1	1	1	
		Max ROF:20	HE NP:8	P:NA	0	0	0	0	
		Range: inches							
		Tertiary	AP						
			SAP						
			COM						
			HE						

Turn	Orders
1	
2	
3	
4	
5	
6	
7	
8	
9	
10	
11	
12	
13	
14	
15	
16	
17	
18	
19	
20	
21	
22	
23	
24	
25	

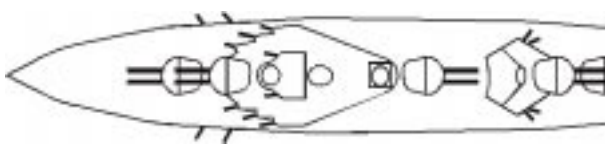
Pts Lost	Damage	Total Damage Pts: 649
41	4" gun	
59	2 kts	
65	12" gun	
81	4" gun	
118	2 kts	
122	4" gun	
130	12" gun	
162	4" gun	
177	2 kts	
195	12" gun	
203	4" gun	
216	torpedo tube	
236	2 kts	
243	4" gun	
260	12" gun	
284	4" gun	
295	2 kts	
325	12" gun, 4" gun	
354	2 kts	
365	4" gun	
389	12" gun	
406	4" gun	
413	2 kts	
422	5% chance of abandoning	
433	torpedo tube	
446	4" gun	
454	12" gun	
472	2 kts	
487	4" gun, 8% chance of abandoning	
519	12" gun	
527	4" gun	
531	2 kts	
552	12% chance of abandoning	
568	4" gun	
584	12" gun	
590	2 kts	
608	4" gun	
617	20% chance of abandoning	

King George V

BB

Max turn: 135° Length: 555

1913

Speed		Armor Deck: 5.0 Belt: 12.0 Conning tower: 11.0 Turret: 7.5 Superstructure: 2.5	Aircraft	Torpedo Tubes					
Kts	Inches		0	3 x 21**					
2	0.25		Catapults	Anti-aircraft 0					
4	0.50		0						
6	0.75		Depth Chgs	Radar: 0					
8	1.00		Mines						
10	1.25	0							
12	1.50								
14	1.75	Penetration Chart							
		yards	2500	7500	12500	17500	22500	23800	
16	2.00	Range: inches		5	15	25	35	45	48
18	2.25	Primary	AP NP:21 P:63	14	12	9	8	7	6
20	2.50	10 x 13.5"/45	SAP NP:27 P:74	10	8	7	6	5	4
22	2.75	F1	COM NP:32 P:84	6	5	4	3	3	2
		Max ROF:2	HE NP:42 P:NA	0	0	0	0	0	0
		Range: inches		5	15	25	27		
		Secondary	AP NP:4 P:12	5	3	2	2		
		16 x 4"/45	SAP NP:5 P:14	3	2	1	1		
		T3	COM NP:6 P:16	2	1	1	1		
		Max ROF:20	HE NP:8 P:NA	0	0	0	0		

Turn	Orders
1	
2	
3	
4	
5	
6	
7	
8	
9	
10	
11	
12	
13	
14	
15	
16	
17	
18	
19	
20	
21	
22	
23	
24	
25	


Pts Lost	Damage	Total Damage Pts: 759
47	4" gun	
69	2 kts	
76	13.5" gun	
95	4" gun	
138	2 kts	
142	4" gun	
152	13.5" gun	
190	4" gun	
207	2 kts	
228	13.5" gun	
237	4" gun	
253	torpedo tube	
276	2 kts	
285	4" gun	
304	13.5" gun	
332	4" gun	
345	2 kts	
380	13.5" gun, 4" gun	
414	2 kts	
427	4" gun	
455	13.5" gun	
474	4" gun	
483	2 kts	
493	5% chance of abandoning	
506	torpedo tube	
522	4" gun	
531	13.5" gun	
552	2 kts	
569	4" gun, 8% chance of abandoning	
607	13.5" gun	
617	4" gun	
621	2 kts	
645	12% chance of abandoning	
664	4" gun	
683	13.5" gun	
690	2 kts	
712	4" gun	
721	20% chance of abandoning	

Centurion

BB

Max turn: 135° Length: 555

1913

Speed		Armor Deck: 5.0 Belt: 12.0 Conning tower: 11.0 Turret: 7.5 Superstructure: 2.5	Aircraft	Torpedo Tubes							
Kts	Inches		0	3 x 21**							
2	0.25		Catapults	0							
4	0.50		Depth Chgs	0							
6	0.75		Mines	0							
8	1.00		Radar: 0								
10	1.25										
12	1.50										
14	1.75										
16	2.00										
		Penetration Chart									
		yards			2500	7500	12500	17500	22500	23800	
		Range: inches			5	15	25	35	45	48	
18	2.25	Primary	AP	NP:21	P:63	14	12	9	8	7	6
20	2.50	10 x 13.5"/45	SAP	NP:27	P:74	10	8	7	6	5	4
22	2.75	F1	COM	NP:32	P:84	6	5	4	3	3	2
		Max ROF:2	HE	NP:42	P:NA	0	0	0	0	0	0
		Range: inches			5	15	25	27			
		Secondary	AP	NP:4	P:12	5	3	2	2		
		16 x 4"/45	SAP	NP:5	P:14	3	2	1	1		
		T3	COM	NP:6	P:16	2	1	1	1		
		Max ROF:20	HE	NP:8	P:NA	0	0	0	0		

Turn	Orders
1	
2	
3	
4	
5	
6	
7	
8	
9	
10	
11	
12	
13	
14	
15	
16	
17	
18	
19	
20	
21	
22	
23	
24	
25	

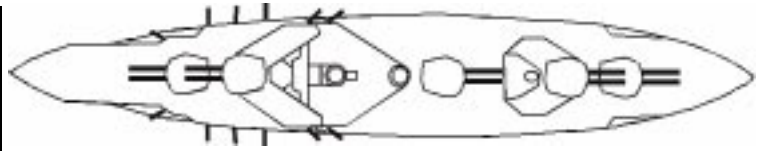
Pts Lost	Damage	Total Damage Pts: 759
47	4" gun	
69	2 kts	
76	13.5" gun	
95	4" gun	
138	2 kts	
142	4" gun	
152	13.5" gun	
190	4" gun	
207	2 kts	
228	13.5" gun	
237	4" gun	
253	torpedo tube	
276	2 kts	
285	4" gun	
304	13.5" gun	
332	4" gun	
345	2 kts	
380	13.5" gun, 4" gun	
414	2 kts	
427	4" gun	
455	13.5" gun	
474	4" gun	
483	2 kts	
493	5% chance of abandoning	
506	torpedo tube	
522	4" gun	
531	13.5" gun	
552	2 kts	
569	4" gun, 8% chance of abandoning	
607	13.5" gun	
617	4" gun	
621	2 kts	
645	12% chance of abandoning	
664	4" gun	
683	13.5" gun	
690	2 kts	
712	4" gun	
721	20% chance of abandoning	

Benbow

BB

Max turn: 135° Length: 580

1914



Speed		Armor	Aircraft	Torpedo Tubes	Radar: 0						
Kts	Inches		0	4 x 21**							
2	0.25	Deck: 2.5	Catapults	Anti-aircraft 3"AA=4							
4	0.50	Belt: 12.0	0								
6	0.75	Conning tower: 11.0	Depth Chgs								
8	1.00	Turret: 7.5	0								
10	1.25	Superstructure: 1.2	Mines								
12	1.50		0								
14	1.75	Penetration Chart			yards	2500	7500	12500	17500	22500	23800
16	2.00	Range: inches			5	15	25	35	45	48	
18	2.25	Primary	AP NP:21 P:63	14	12	9	8	7	6		
20	2.50	10 x 13.5"/45	SAP NP:27 P:74	10	8	7	6	5	4		
22	2.75	F1	COM NP:32 P:84	6	5	4	3	3	2		
		Max ROF:2	HE NP:42 P:NA	0	0	0	0	0	0		
		Range: inches			5	15	25	27			
		Secondary	AP NP:7 P:21	7	4	3	2				
		12 x 6"/45	SAP NP:9 P:25	5	3	2	2				
		P3	COM NP:11 P:28	3	2	1	1				
		Max ROF:12	HE NP:14 P:NA	0	0	0	0				
		Range: inches			5	15	22				
		Tertiary	AP NP:3 P:9	4	2	1					
		2 x 3"/45	SAP NP:4 P:11	2	1	1					
		U2	COM NP:5 P:12	1	1	1					
		Max ROF:20	HE NP:6 P:NA	0	0	0					

Turn	Orders
1	
2	
3	
4	
5	
6	
7	
8	
9	
10	
11	
12	
13	
14	
15	
16	
17	
18	
19	
20	
21	
22	
23	
24	
25	

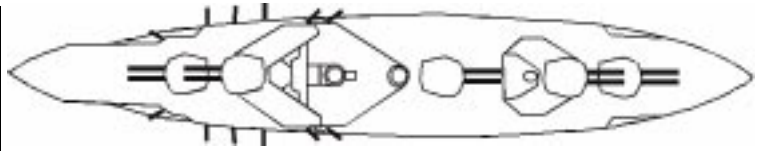
Pts Lost	Damage	Total Damage Pts: 852
71	6" gun	
77	2 kts	
85	13.5" gun	
142	6" gun	
155	2 kts	
170	13.5" gun	
213	6" gun, torpedo tube	
232	2 kts	
256	13.5" gun	
284	6" gun	
310	2 kts	
341	13.5" gun	
355	6" gun	
387	2 kts	
426	13.5" gun, 6" gun, 3" gun, torpedo tube	
465	2 kts	
497	6" gun	
511	13.5" gun	
542	2 kts	
554	5% chance of abandoning	
568	6" gun	
596	13.5" gun	
620	2 kts	
639	6" gun, torpedo tube, 8% chance of abandoning	
682	13.5" gun	
697	2 kts	
710	6" gun	
724	12% chance of abandoning	
767	13.5" gun	
775	2 kts	
781	6" gun	
809	20% chance of abandoning	

Marlborough

BB

Max turn: 135° Length: 580

1914



Speed		Armor	Aircraft	Torpedo Tubes	Radar: 0						
Kts	Inches		Deck: 2.5	0							4 x 21**
2	0.25	Belt: 12.0	Catapults	Anti-aircraft 3"AA=4							
4	0.50	Conning tower: 11.0	0								
6	0.75	Turret: 7.5	Depth Chgs								
8	1.00	Superstructure: 1.2	Mines								
10	1.25		0								
12	1.50										
14	1.75	Penetration Chart			yards	2500	7500	12500	17500	22500	23800
16	2.00	Range: inches			5	15	25	35	45	48	
18	2.25	Primary	AP NP:21 P:63	14	12	9	8	7	6		
20	2.50	10 x 13.5"/45	SAP NP:27 P:74	10	8	7	6	5	4		
22	2.75	F1	COM NP:32 P:84	6	5	4	3	3	2		
		Max ROF:2	HE NP:42 P:NA	0	0	0	0	0	0		
		Range: inches			5	15	25	27			
		Secondary	AP NP:7 P:21	7	4	3	2				
		12 x 6"/45	SAP NP:9 P:25	5	3	2	2				
		P3	COM NP:11 P:28	3	2	1	1				
		Max ROF:12	HE NP:14 P:NA	0	0	0	0				
		Range: inches			5	15	22				
		Tertiary	AP NP:3 P:9	4	2	1					
		2 x 3"/45	SAP NP:4 P:11	2	1	1					
		U2	COM NP:5 P:12	1	1	1					
		Max ROF:20	HE NP:6 P:NA	0	0	0					

Turn	Orders
1	
2	
3	
4	
5	
6	
7	
8	
9	
10	
11	
12	
13	
14	
15	
16	
17	
18	
19	
20	
21	
22	
23	
24	
25	

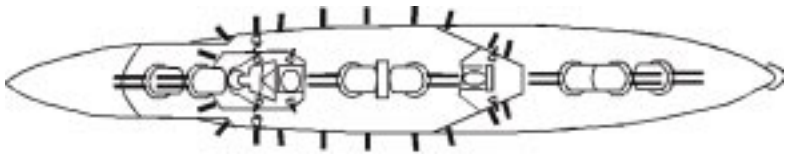
Pts Lost	Damage	Total Damage Pts: 852
71	6" gun	
77	2 kts	
85	13.5" gun	
142	6" gun	
155	2 kts	
170	13.5" gun	
213	6" gun, torpedo tube	
232	2 kts	
256	13.5" gun	
284	6" gun	
310	2 kts	
341	13.5" gun	
355	6" gun	
387	2 kts	
426	13.5" gun, 6" gun, 3" gun, torpedo tube	
465	2 kts	
497	6" gun	
511	13.5" gun	
542	2 kts	
554	5% chance of abandoning	
568	6" gun	
596	13.5" gun	
620	2 kts	
639	6" gun, torpedo tube, 8% chance of abandoning	
682	13.5" gun	
697	2 kts	
710	6" gun	
724	12% chance of abandoning	
767	13.5" gun	
775	2 kts	
781	6" gun	
809	20% chance of abandoning	

Agincourt

BB

Max turn: 90° Length: 671

1914



Speed		Armor	Aircraft	Torpedo Tubes 3 x 21**	<table border="1"> <tr> <td colspan="6">Penetration Chart</td> </tr> <tr> <td colspan="6">yards</td> </tr> <tr> <td colspan="6">2500 7500 12500 17500 18600</td> </tr> <tr> <td colspan="6">Range: inches</td> </tr> <tr> <td colspan="6">5 15 25 35 37</td> </tr> <tr> <td>18</td> <td>2.25</td> <td>Primary</td> <td>AP NP:18 P:54</td> <td>13</td> <td>10</td> <td>8</td> <td>6</td> <td>5</td> </tr> <tr> <td>20</td> <td>2.50</td> <td>14 x 12"/45</td> <td>SAP NP:23 P:63</td> <td>9</td> <td>7</td> <td>5</td> <td>4</td> <td>4</td> </tr> <tr> <td>22</td> <td>2.75</td> <td>H3</td> <td>COM NP:27 P:72</td> <td>5</td> <td>4</td> <td>3</td> <td>3</td> <td>2</td> </tr> <tr> <td colspan="2">Max ROF:3</td> <td>HE</td> <td>NP:36 P:NA</td> <td>0</td> <td>0</td> <td>0</td> <td>0</td> <td>0</td> </tr> <tr> <td colspan="6">Range: inches</td> </tr> <tr> <td colspan="6">5 15 25 27</td> </tr> <tr> <td colspan="2">Secondary</td> <td>AP NP:7 P:21</td> <td>7</td> <td>4</td> <td>3</td> <td>2</td> <td colspan="2"></td> </tr> <tr> <td colspan="2">20 x 6"/45</td> <td>SAP NP:9 P:25</td> <td>5</td> <td>3</td> <td>2</td> <td>2</td> <td colspan="2"></td> </tr> <tr> <td colspan="2">P3</td> <td>COM NP:11 P:28</td> <td>3</td> <td>2</td> <td>1</td> <td>1</td> <td colspan="2"></td> </tr> <tr> <td colspan="2">Max ROF:12</td> <td>HE</td> <td>NP:14 P:NA</td> <td>0</td> <td>0</td> <td>0</td> <td>0</td> <td>0</td> </tr> <tr> <td colspan="6">Range: inches</td> </tr> <tr> <td colspan="6">5 15 20</td> </tr> <tr> <td colspan="2">Tertiary</td> <td>AP NP:3 P:9</td> <td>4</td> <td>2</td> <td>1</td> <td colspan="3"></td> </tr> <tr> <td colspan="2">10 x 3"/45</td> <td>SAP NP:4 P:11</td> <td>2</td> <td>1</td> <td>1</td> <td colspan="3"></td> </tr> <tr> <td colspan="2">U2</td> <td>COM NP:5 P:12</td> <td>1</td> <td>1</td> <td>1</td> <td colspan="3"></td> </tr> <tr> <td colspan="2">Max ROF:20</td> <td>HE</td> <td>NP:6 P:NA</td> <td>0</td> <td>0</td> <td>0</td> <td colspan="2"></td> </tr> </table>					Penetration Chart						yards						2500 7500 12500 17500 18600						Range: inches						5 15 25 35 37						18	2.25	Primary	AP NP:18 P:54	13	10	8	6	5	20	2.50	14 x 12"/45	SAP NP:23 P:63	9	7	5	4	4	22	2.75	H3	COM NP:27 P:72	5	4	3	3	2	Max ROF:3		HE	NP:36 P:NA	0	0	0	0	0	Range: inches						5 15 25 27						Secondary		AP NP:7 P:21	7	4	3	2			20 x 6"/45		SAP NP:9 P:25	5	3	2	2			P3		COM NP:11 P:28	3	2	1	1			Max ROF:12		HE	NP:14 P:NA	0	0	0	0	0	Range: inches						5 15 20						Tertiary		AP NP:3 P:9	4	2	1				10 x 3"/45		SAP NP:4 P:11	2	1	1				U2		COM NP:5 P:12	1	1	1				Max ROF:20		HE	NP:6 P:NA	0	0	0		
Penetration Chart																																																																																																																																																																											
yards																																																																																																																																																																											
2500 7500 12500 17500 18600																																																																																																																																																																											
Range: inches																																																																																																																																																																											
5 15 25 35 37																																																																																																																																																																											
18	2.25	Primary	AP NP:18 P:54	13						10	8	6	5																																																																																																																																																														
20	2.50	14 x 12"/45	SAP NP:23 P:63	9						7	5	4	4																																																																																																																																																														
22	2.75	H3	COM NP:27 P:72	5						4	3	3	2																																																																																																																																																														
Max ROF:3		HE	NP:36 P:NA	0						0	0	0	0																																																																																																																																																														
Range: inches																																																																																																																																																																											
5 15 25 27																																																																																																																																																																											
Secondary		AP NP:7 P:21	7	4						3	2																																																																																																																																																																
20 x 6"/45		SAP NP:9 P:25	5	3						2	2																																																																																																																																																																
P3		COM NP:11 P:28	3	2	1	1																																																																																																																																																																					
Max ROF:12		HE	NP:14 P:NA	0	0	0	0	0																																																																																																																																																																			
Range: inches																																																																																																																																																																											
5 15 20																																																																																																																																																																											
Tertiary		AP NP:3 P:9	4	2	1																																																																																																																																																																						
10 x 3"/45		SAP NP:4 P:11	2	1	1																																																																																																																																																																						
U2		COM NP:5 P:12	1	1	1																																																																																																																																																																						
Max ROF:20		HE	NP:6 P:NA	0	0	0																																																																																																																																																																					
Kts	Inches	Deck: 2.5	0	Anti-aircraft 0	<table border="1"> <tr> <td colspan="6">Radar: 0</td> </tr> </table>					Radar: 0																																																																																																																																																																	
Radar: 0																																																																																																																																																																											
2	0.25	Belt: 9.0	Catapults																																																																																																																																																																								
4	0.50	Conning tower: 12.0	0																																																																																																																																																																								
6	0.75	Turret: 4.6	Depth Chgs																																																																																																																																																																								
8	1.00	Superstructure: 1.2	0																																																																																																																																																																								
10	1.25		Mines																																																																																																																																																																								
12	1.50		0																																																																																																																																																																								

Turn	Orders
1	
2	
3	
4	
5	
6	
7	
8	
9	
10	
11	
12	
13	
14	
15	
16	
17	
18	
19	
20	
21	
22	
23	
24	
25	

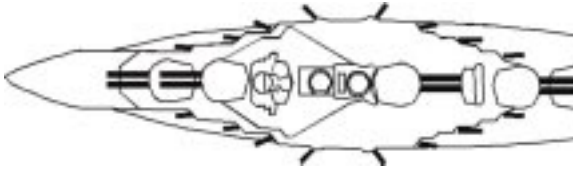
Pts Lost	Damage	Total Damage Pts: 908
45	6" gun	
65	12" gun	
83	2 kts	
91	6" gun, 3" gun	
130	12" gun	
136	6" gun	
165	2 kts	
182	6" gun, 3" gun	
195	12" gun	
227	6" gun	
248	2 kts	
259	12" gun	
272	6" gun, 3" gun	
303	torpedo tube	
318	6" gun	
324	12" gun	
330	2 kts	
363	6" gun, 3" gun	
389	12" gun	
409	6" gun	
413	2 kts	
454	12" gun, 6" gun, 3" gun	
495	2 kts	
499	6" gun	
519	12" gun	
545	6" gun, 3" gun	
578	2 kts	
584	12" gun	
590	6" gun, 5% chance of abandoning	
605	torpedo tube	
636	6" gun, 3" gun	
649	12" gun	
660	2 kts	
681	6" gun, 8% chance of abandoning	
713	12" gun	
726	6" gun, 3" gun	
743	2 kts	
772	6" gun, 12% chance of abandoning	
778	12" gun	
817	6" gun, 3" gun	
825	2 kts	
843	12" gun	
863	6" gun, 20% chance of abandoning	

Erin

BB

Max turn: 135° Length: 525

1914

Speed		Armor	Aircraft	Torpedo Tubes		
Kts	Inches					Deck: 3.0
2	0.25	Belt: 12.0	Catapults	Anti-aircraft		
4	0.50	Conning tower: 12.0	0			0
6	0.75	Turret: 7.5	Depth Chgs	Radar: 0		
8	1.00	Superstructure: 1.5	Mines			
10	1.25		0			
12	1.50	Penetration Chart				
14	1.75	yards 2500 7500 12500 17500 22500 22505				
16	2.00	Range: inches 5 15 25 35 45 45				
18	2.25	Primary	AP NP:21 P:63	14 12 9 8 7 6		
20	2.50	10 x 13.5"/45	SAP NP:27 P:74	10 8 7 6 5 4		
22	2.75	F1	COM NP:32 P:84	6 5 4 3 3 2		
		Max ROF:2	HE NP:42 P:NA	0 0 0 0 0 0		
		Range: inches 5 15 25 27				
		Secondary	AP NP:7 P:21	7 4 3 2		
		16 x 6"/45	SAP NP:9 P:25	5 3 2 2		
		P3	COM NP:11 P:28	3 2 1 1		
		Max ROF:12	HE NP:14 P:NA	0 0 0 0		
		Range: inches				
		Tertiary	AP			
			SAP			
			COM			
			HE			

Turn	Orders
1	
2	
3	
4	
5	
6	
7	
8	
9	
10	
11	
12	
13	
14	
15	
16	
17	
18	
19	
20	
21	
22	
23	
24	
25	

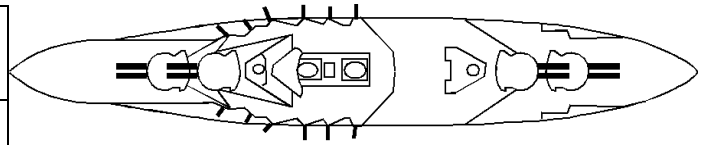
Pts Lost	Damage	Total Damage Pts: 752
47	6" gun	
68	2 kts	
75	13.5" gun	
94	6" gun	
137	2 kts	
141	6" gun	
150	13.5" gun	
188	6" gun, torpedo tube	
205	2 kts	
226	13.5" gun	
235	6" gun	
273	2 kts	
282	6" gun	
301	13.5" gun	
329	6" gun	
342	2 kts	
376	13.5" gun, 6" gun, torpedo tube	
410	2 kts	
423	6" gun	
451	13.5" gun	
470	6" gun	
479	2 kts	
489	5% chance of abandoning	
517	6" gun	
526	13.5" gun	
547	2 kts	
564	6" gun, torpedo tube, 8% chance of abandoning	
602	13.5" gun	
611	6" gun	
615	2 kts	
639	12% chance of abandoning	
658	6" gun	
677	13.5" gun	
684	2 kts	
705	6" gun	
714	20% chance of abandoning	

Queen Elizabeth

BB

Max turn: 90° Length: 600

1915



Speed		Armor Deck: 3.0 Belt: 13.0 Conning tower: 11.0 Turret: 7.6 Superstructure: 1.5	Aircraft	Torpedo Tubes 4 x 21"
Kts	Inches		0	
2	0.25		Catapults	Anti-aircraft 3"AA=4
4	0.50		0	
6	0.75		Depth Chgs	
8	1.00		0	Mines
10	1.25		0	0
12	1.50	0	0	

Radar: 0

Penetration Chart				yards	2500	7500	12500	17500	22500	27500	28700	
14	1.75			Range: inches	5	15	25	35	45	55	57	
16	2.00											
18	2.25	Primary	AP	NP:24	P:72	15	12	10	9	8	7	6
20	2.50	8 x 15"/42	SAP	NP:31	P:84	10	9	7	6	5	5	4
22	2.75	D3	COM	NP:36	P:96	6	5	4	4	3	3	2
24	3.00	Max ROF:4	HE	NP:48	P:NA	0	0	0	0	0	0	0
				Range: inches	5	15	25	27				
		Secondary	AP	NP:7	P:21	7	4	3	2			
		12 x 6"/45	SAP	NP:9	P:25	5	3	2	2			
		P3	COM	NP:11	P:28	3	2	1	1			
		Max ROF:12	HE	NP:14	P:NA	0	0	0	0			
				Range: inches	5	15	22					
		Tertiary	AP	NP:3	P:9	4	2	1				
		2 x 3"/45	SAP	NP:4	P:11	2	1	1				
		U2	COM	NP:5	P:12	1	1	1				
		Max ROF:20	HE	NP:6	P:NA	0	0	0				

Turn	Orders
1	
2	
3	
4	
5	
6	
7	
8	
9	
10	
11	
12	
13	
14	
15	
16	
17	
18	
19	
20	
21	
22	
23	
24	
25	

Pts Lost	Damage	Total Damage Pts: 962
80	6" gun, 2 kts	
120	15" gun	
160	6" gun, 2 kts	
241	15" gun, 6" gun, 2 kts, torpedo tube	
321	6" gun, 2 kts	
361	15" gun	
401	6" gun, 2 kts	
481	15" gun, 6" gun, 3" gun, 2 kts, torpedo tube	
561	6" gun, 2 kts	
601	15" gun	
625	5% chance of abandoning	
641	6" gun, 2 kts	
722	15" gun, 6" gun, 2 kts, torpedo tube, 8% chance of abandoning	
802	6" gun, 2 kts	
818	12% chance of abandoning	
842	15" gun	
882	6" gun, 2 kts	
914	20% chance of abandoning	

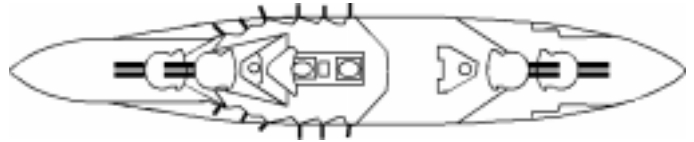
Warspite

BB

Max turn: 90° Length: 600

1915

Speed		Armor	Aircraft	Torpedo Tubes
Kts	Inches			
2	0.25	Deck: 3.0	0	4 x 21"
4	0.50	Belt: 13.0	Catapults	
6	0.75	Conning tower: 11.0	0	Anti-aircraft 3"AA=4
8	1.00	Turret: 7.6	Depth Chgs	
10	1.25	Superstructure: 1.5		
12	1.50		Mines	
14	1.75		0	



Radar:

16	2.00	Penetration Chart				yards	2500	7500	12500	17500	22500	27500	28700
		Range: inches					5	15	25	35	45	55	57
18	2.25	Primary	AP	NP:24	P:72		15	12	10	9	8	7	6
20	2.50	8 x 15"/42	SAP	NP:31	P:84		10	9	7	6	5	5	4
22	2.75	D3	COM	NP:36	P:96		6	5	4	4	3	3	2
24	3.00	Max ROF:4	HE	NP:48	P:NA		0	0	0	0	0	0	0
		Range: inches					5	15	25	27			
		Secondary	AP	NP:7	P:21		7	4	3	2			
		12 x 6"/45	SAP	NP:9	P:25		5	3	2	2			
		P3	COM	NP:11	P:28		3	2	1	1			
		Max ROF:12	HE	NP:14	P:NA		0	0	0	0			
		Range: inches					5	15	22				
		Tertiary	AP	NP:3	P:9		4	2	1				
		2 x 3"/45	SAP	NP:4	P:11		2	1	1				
		U2	COM	NP:5	P:12		1	1	1				
		Max ROF:20	HE	NP:6	P:NA		0	0	0				

Turn	Orders
1	
2	
3	
4	
5	
6	
7	
8	
9	
10	
11	
12	
13	
14	
15	
16	
17	
18	
19	
20	
21	
22	
23	
24	
25	

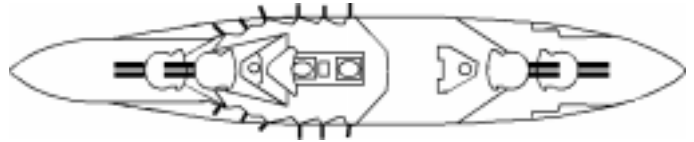
Pts Lost	Damage	Total Damage Pts: 962
80	6" gun, 2 kts	
120	15" gun	
160	6" gun, 2 kts	
241	15" gun, 6" gun, 2 kts, torpedo tube	
321	6" gun, 2 kts	
361	15" gun	
401	6" gun, 2 kts	
481	15" gun, 6" gun, 3" gun, 2 kts, torpedo tube	
561	6" gun, 2 kts	
601	15" gun	
625	5% chance of abandoning	
641	6" gun, 2 kts	
722	15" gun, 6" gun, 2 kts, torpedo tube, 8% chance of abandoning	
802	6" gun, 2 kts	
818	12% chance of abandoning	
842	15" gun	
882	6" gun, 2 kts	
914	20% chance of abandoning	

Valiant

BB

Max turn: 90° Length: 600

1915



Speed		Armor Deck: 3.0 Belt: 13.0 Conning tower: 11.0 Turret: 7.6 Superstructure: 1.5	Aircraft		Torpedo Tubes		Radar:					
Kts	Inches		0		4 x 21**							
2	0.25		Catapults		Anti-aircraft 3"AA=4							
4	0.50		0									
6	0.75		Depth Chgs									
8	1.00		Mines									
10	1.25	0										
12	1.50	Penetration Chart										
14	1.75	yards 2500 7500 12500 17500 22500 27500 28700										
16	2.00	Range: inches			5	15	25	35	45	55	57	
18	2.25	Primary	AP	NP:24	P:72	15	12	10	9	8	7	6
20	2.50	8 x 15"/42	SAP	NP:31	P:84	10	9	7	6	5	5	4
22	2.75	D3	COM	NP:36	P:96	6	5	4	4	3	3	2
24	3.00	Max ROF:4	HE	NP:48	P:NA	0	0	0	0	0	0	0
			Range: inches			5	15	25	27			
Secondary		AP	NP:7	P:21	7	4	3	2				
12 x 6"/45		SAP	NP:9	P:25	5	3	2	2				
P3		COM	NP:11	P:28	3	2	1	1				
Max ROF:12		HE	NP:14	P:NA	0	0	0	0				
			Range: inches			5	15	22				
Tertiary		AP	NP:3	P:9	4	2	1					
2 x 3"/45		SAP	NP:4	P:11	2	1	1					
U2		COM	NP:5	P:12	1	1	1					
Max ROF:20		HE	NP:6	P:NA	0	0	0					

Turn	Orders
1	
2	
3	
4	
5	
6	
7	
8	
9	
10	
11	
12	
13	
14	
15	
16	
17	
18	
19	
20	
21	
22	
23	
24	
25	

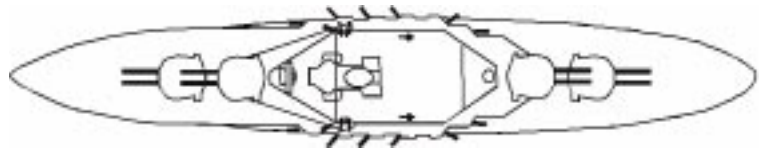
Pts Lost	Damage	Total Damage Pts: 962
80	6" gun, 2 kts	
120	15" gun	
160	6" gun, 2 kts	
241	15" gun, 6" gun, 2 kts, torpedo tube	
321	6" gun, 2 kts	
361	15" gun	
401	6" gun, 2 kts	
481	15" gun, 6" gun, 3" gun, 2 kts, torpedo tube	
561	6" gun, 2 kts	
601	15" gun	
625	5% chance of abandoning	
641	6" gun, 2 kts	
722	15" gun, 6" gun, 2 kts, torpedo tube, 8% chance of abandoning	
802	6" gun, 2 kts	
818	12% chance of abandoning	
842	15" gun	
882	6" gun, 2 kts	
914	20% chance of abandoning	

Royal Oak

BB

Max turn: 90° Length: 580

1916



Speed		Armor	Aircraft	Torpedo Tubes	Penetration Chart										
Kts	Inches														
2	0.25	Deck: 3.0	0	4 x 21**	yards										
4	0.50	Belt: 13.0	Catapults: 0	Anti-aircraft 3"AA=4											
6	0.75	Conning tower: 11.0	Depth Chgs		2500	7500	12500	17500	22500	27500	28700				
8	1.00	Turret: 7.6			Range: inches	5	15	25	35	45	55	57			
10	1.25	Superstructure: 1.5	Mines		Primary	AP	NP:24	P:72	15	12	10	9	8	7	6
12	1.50		0		8 x 15"/42	SAP	NP:31	P:84	10	9	7	6	5	5	4
14	1.75				D3	COM	NP:36	P:96	6	5	4	4	3	3	2
16	2.00				Max ROF:4	HE	NP:48	P:NA	0	0	0	0	0	0	0
18	2.25				Range: inches				5	15	25	27			
20	2.50				Secondary	AP	NP:7	P:21	7	4	3	2			
22	2.75				14 x 6"/45	SAP	NP:9	P:25	5	3	2	2			
					P3	COM	NP:11	P:28	3	2	1	1			
					Max ROF:12	HE	NP:14	P:NA	0	0	0	0			
					Range: inches				5	15	22				
					Tertiary	AP	NP:3	P:9	4	2	1				
					2 x 3"/45	SAP	NP:4	P:11	2	1	1				
					U2	COM	NP:5	P:12	1	1	1				
					Max ROF:20	HE	NP:6	P:NA	0	0	0				

Turn	Orders
1	
2	
3	
4	
5	
6	
7	
8	
9	
10	
11	
12	
13	
14	
15	
16	
17	
18	
19	
20	
21	
22	
23	
24	
25	


Pts Lost	Damage	Total Damage Pts: 924
66	6" gun	
84	2 kts	
116	15" gun	
132	6" gun	
168	2 kts	
198	6" gun	
231	15" gun, torpedo tube	
252	2 kts	
264	6" gun	
330	6" gun	
336	2 kts	
347	15" gun	
396	6" gun	
420	2 kts	
462	15" gun, 6" gun, 3" gun, torpedo tube	
504	2 kts	
528	6" gun	
578	15" gun	
588	2 kts	
594	6" gun	
601	5% chance of abandoning	
660	6" gun	
672	2 kts	
693	15" gun, torpedo tube, 8% chance of abandoning	
726	6" gun	
756	2 kts	
785	12% chance of abandoning	
792	6" gun	
809	15" gun	
840	2 kts	
858	6" gun	
878	20% chance of abandoning	

Invincible

BC

Max turn: 135° Length: 530

1908

Speed		Armor Deck: 3.2 Belt: 6.0 Conning tower: 10.0 Turret: 4.0 Superstructure: 1.6	Aircraft	Torpedo Tubes	
Kts	Inches		0	5 x 18"	
2	0.25		Catapults	Anti-aircraft 0	
4	0.50		0		
6	0.75		Depth Chgs	Radar: 0	
8	1.00	Mines			
10	1.25	0			
12	1.50	Penetration Chart			
14	1.75	yards 2500 7500 12500 16500			
16	2.00	Range: inches 5 15 25 33			
18	2.25	Primary	AP NP:18 P:54	13 10 8 6	
20	2.50	8 x 12"/45	SAP NP:23 P:63	9 7 5 4	
22	2.75	H3	COM NP:27 P:72	5 4 3 3	
24	3.00	Max ROF:3	HE NP:36 P:NA	0 0 0 0	
26	3.25	Range: inches 5 15 25 27			
		Secondary	AP NP:4 P:12	5 3 2 2	
		16 x 4"/45	SAP NP:5 P:14	3 2 1 1	
		T3	COM NP:6 P:16	2 1 1 1	
		Max ROF:20	HE NP:8 P:NA	0 0 0 0	

Turn	Orders
1	
2	
3	
4	
5	
6	
7	
8	
9	
10	
11	
12	
13	
14	
15	
16	
17	
18	
19	
20	
21	
22	
23	
24	
25	

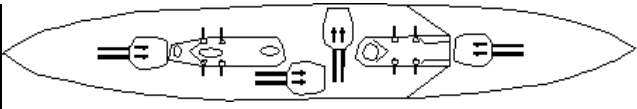
Pts Lost	Damage	Total Damage Pts: 569
36	4" gun	
44	2 kts	
71	12" gun, 4" gun	
88	2 kts	
107	4" gun	
114	torpedo tube	
131	2 kts	
142	12" gun, 4" gun	
175	2 kts	
178	4" gun	
213	12" gun, 4" gun	
219	2 kts	
228	torpedo tube	
249	4" gun	
263	2 kts	
285	12" gun, 4" gun	
306	2 kts	
320	4" gun	
341	torpedo tube	
350	2 kts	
356	12" gun, 4" gun	
370	5% chance of abandoning	
391	4" gun	
394	2 kts	
427	12" gun, 4" gun, 8% chance of abandoning	
438	2 kts	
455	torpedo tube	
462	4" gun	
481	2 kts	
484	12% chance of abandoning	
498	12" gun, 4" gun	
525	2 kts	
533	4" gun	
541	20% chance of abandoning	

Inflexible

BC

Max turn: 135° Length: 530

1908

Speed		Armor Deck: 3.2 Belt: 6.0 Conning tower: 10.0 Turret: 4.0 Superstructure: 1.6	Aircraft	Torpedo Tubes			
Kts	Inches		0	5 x 18"			
2	0.25		0	Anti-aircraft 0			
4	0.50		Catapults				
6	0.75		0				
8	1.00		Depth Chgs				
10	1.25	0					
12	1.50	Mines		Radar: 0			
14	1.75	Penetration Chart					
16	2.00	yards		2500	7500	12500	16500
18	2.25	Range: inches		5	15	25	33
20	2.50	Primary	AP NP:18 P:54	13	10	8	6
22	2.75	8 x 12"/45	SAP NP:23 P:63	9	7	5	4
24	3.00	H3	COM NP:27 P:72	5	4	3	3
26	3.25	Max ROF:3	HE NP:36 P:NA	0	0	0	0
		Range: inches		5	15	25	27
		Secondary	AP NP:4 P:12	5	3	2	2
		16 x 4"/45	SAP NP:5 P:14	3	2	1	1
		T3	COM NP:6 P:16	2	1	1	1
		Max ROF:20	HE NP:8 P:NA	0	0	0	0
		Range: inches					
		Tertiary	AP				
			SAP				
			COM				
			HE				

Turn	Orders	Pts Lost	Damage	Total Damage Pts: 569
1				
2		36	4" gun	
3		44	2 kts	
4		71	12" gun, 4" gun	
5		88	2 kts	
6		107	4" gun	
7		114	torpedo tube	
8		131	2 kts	
9		142	12" gun, 4" gun	
10		175	2 kts	
11		178	4" gun	
12		213	12" gun, 4" gun	
13		219	2 kts	
14		228	torpedo tube	
15		249	4" gun	
16		263	2 kts	
17		285	12" gun, 4" gun	
18		306	2 kts	
19		320	4" gun	
20		341	torpedo tube	
21		350	2 kts	
22		356	12" gun, 4" gun	
23		370	5% chance of abandoning	
24		391	4" gun	
25		394	2 kts	
		427	12" gun, 4" gun, 8% chance of abandoning	
		438	2 kts	
		455	torpedo tube	
		462	4" gun	
		481	2 kts	
		484	12% chance of abandoning	
		498	12" gun, 4" gun	
		525	2 kts	
		533	4" gun	
		541	20% chance of abandoning	

Indefatigable

BC

Max turn: 135° Length: 555

1911

Speed		Armor Deck: 3.0 Belt: 6.0 Conning tower: 10.0 Turret: 4.0 Superstructure: 1.5	Aircraft	Torpedo Tubes
Kts	Inches		0	2 x 18"
2	0.25		Catapults	Anti-aircraft
4	0.50		0	
6	0.75		Depth Chgs	
8	1.00		Mines	0
10	1.25	0		
12	1.50			



Radar: 0

14	1.75	Penetration Chart								
			yards	2500	7500	12500	17500	18600		
16	2.00	Range: inches			5	15	25	35	37	
18	2.25	Primary	AP	NP:18	P:54	13	10	8	6	5
20	2.50	8 x 12"/45	SAP	NP:23	P:63	9	7	5	4	4
22	2.75	H3	COM	NP:27	P:72	5	4	3	3	2
24	3.00	Max ROF:3	HE	NP:36	P:NA	0	0	0	0	0
26	3.25	Range: inches			5	15	25	27		
		Secondary	AP	NP:4	P:12	5	3	2	2	
		16 x 4"/45	SAP	NP:5	P:14	3	2	1	1	
		T3	COM	NP:6	P:16	2	1	1	1	
		Max ROF:20	HE	NP:8	P:NA	0	0	0	0	

Turn	Orders
1	
2	
3	
4	
5	
6	
7	
8	
9	
10	
11	
12	
13	
14	
15	
16	
17	
18	
19	
20	
21	
22	
23	
24	
25	

Pts Lost	Damage
38	4" gun
47	2 kts
76	12" gun, 4" gun
94	2 kts
115	4" gun
141	2 kts
153	12" gun, 4" gun
188	2 kts
191	4" gun
229	12" gun, 4" gun
235	2 kts
267	4" gun
282	2 kts
306	12" gun, 4" gun, torpedo tube
329	2 kts
344	4" gun
376	2 kts
382	12" gun, 4" gun
397	5% chance of abandoning
420	4" gun
423	2 kts
458	12" gun, 4" gun, 8% chance of abandoning
470	2 kts
496	4" gun
517	2 kts
519	12% chance of abandoning
535	12" gun, 4" gun
564	2 kts
573	4" gun
580	20% chance of abandoning


Total Damage Pts: 611

Lion

BC

Max turn: 135° Length: 660

1912

Speed Kts Inches	Armor	Aircraft	Torpedo Tubes	
2 0.25	Deck: 3.5	0	2 x 21"	
4 0.50	Belt: 9.0	Catapults	Anti-aircraft 0	
6 0.75	Conning tower: 10.0	0		
8 1.00	Turret: 7.0	Depth Chgs	Radar: 0	
10 1.25	Superstructure: 1.7	Mines		
12 1.50		0		
14 1.75	Penetration Chart			
16 2.00	yards 2500 7500 12500 17500 22500 23500			
18 2.25	Range: inches 5 15 25 35 45 47			
20 2.50	Primary	AP NP:21 P:63	14 12 9 8 7 6	
22 2.75	8 x 13.5"/45	SAP NP:27 P:74	10 8 7 6 5 4	
24 3.00	F1	COM NP:32 P:84	6 5 4 3 3 2	
26 3.25	Max ROF:2	HE NP:42 P:NA	0 0 0 0 0 0	
28 3.50	Range: inches 5 15 25 27			
	Secondary	AP NP:4 P:12	5 3 2 2	
	16 x 4"/45	SAP NP:5 P:14	3 2 1 1	
	T3	COM NP:6 P:16	2 1 1 1	
	Max ROF:20	HE NP:8 P:NA	0 0 0 0	
	Range: inches			
	Tertiary	AP		
		SAP		
		COM		
		HE		


Turn	Orders	Pts Lost	Damage	Total Damage Pts: 867
1				
2		54	4" gun	
3		62	2 kts	
4		108	13.5" gun, 4" gun	
5		124	2 kts	
6		163	4" gun	
7		186	2 kts	
8		217	13.5" gun, 4" gun	
9		248	2 kts	
10		271	4" gun	
11		310	2 kts	
12		325	13.5" gun, 4" gun	
13		372	2 kts	
14		379	4" gun	
15		434	13.5" gun, 4" gun, 2 kts, torpedo tube	
16		488	4" gun	
17		495	2 kts	
18		542	13.5" gun, 4" gun	
19		557	2 kts	
20		564	5% chance of abandoning	
21		596	4" gun	
22		619	2 kts	
23		650	13.5" gun, 4" gun, 8% chance of abandoning	
24		681	2 kts	
25		704	4" gun	
		737	12% chance of abandoning	
		743	2 kts	
		759	13.5" gun, 4" gun	
		805	2 kts	
		813	4" gun	
		824	20% chance of abandoning	

Princess Royal

BC

Max turn: 135° Length: 660

1912

Speed		Armor Deck: 3.5 Belt: 9.0 Conning tower: 10.0 Turret: 7.0 Superstructure: 1.7	Aircraft	Torpedo Tubes							
Kts	Inches		0	2 x 21"							
2	0.25		Catapults	Anti-aircraft							
4	0.50		0								
6	0.75		Depth Chgs	0							
8	1.00		Mines								
10	1.25			Radar: 0							
12	1.50	Penetration Chart									
14	1.75		yards	2500	7500	12500	17500	22500	23500		
16	2.00	Range: inches			5	15	25	35	45	47	
18	2.25	Primary	AP	NP:21	P:63	14	12	9	8	7	6
20	2.50	8 x 13.5"/45	SAP	NP:27	P:74	10	8	7	6	5	4
22	2.75	F1	COM	NP:32	P:84	6	5	4	3	3	2
24	3.00	Max ROF:2	HE	NP:42	P:NA	0	0	0	0	0	0
26	3.25	Range: inches			5	15	25	27			
28	3.50	Secondary	AP	NP:4	P:12	5	3	2	2		
		16 x 4"/45	SAP	NP:5	P:14	3	2	1	1		
		T3	COM	NP:6	P:16	2	1	1	1		
		Max ROF:20	HE	NP:8	P:NA	0	0	0	0		
		Range: inches									
		Tertiary	AP								
			SAP								
			COM								
			HE								


Turn	Orders	Pts Lost	Damage	Total Damage Pts: 867
1				
2		54	4" gun	
3		62	2 kts	
4		108	13.5" gun, 4" gun	
5		124	2 kts	
6		163	4" gun	
7		186	2 kts	
8		217	13.5" gun, 4" gun	
9		248	2 kts	
10		271	4" gun	
11		310	2 kts	
12		325	13.5" gun, 4" gun	
13		372	2 kts	
14		379	4" gun	
15		434	13.5" gun, 4" gun, 2 kts, torpedo tube	
16		488	4" gun	
17		495	2 kts	
18		542	13.5" gun, 4" gun	
19		557	2 kts	
20		564	5% chance of abandoning	
21		596	4" gun	
22		619	2 kts	
23		650	13.5" gun, 4" gun, 8% chance of abandoning	
24		681	2 kts	
25		704	4" gun	
		737	12% chance of abandoning	
		743	2 kts	
		759	13.5" gun, 4" gun	
		805	2 kts	
		813	4" gun	
		824	20% chance of abandoning	

Queen Mary

BC

Max turn: 135° Length: 660

1912

Speed		Armor Deck: 3.5 Belt: 9.0 Conning tower: 10.0 Turret: 7.0 Superstructure: 1.7	Aircraft		Torpedo Tubes						
Kts	Inches		0		2 x 21"*						
2	0.25		Catapults		Anti-aircraft 0						
4	0.50		0								
6	0.75		Depth Chgs								
8	1.00		0		Radar: 0						
10	1.25	Mines									
12	1.50	0									
14	1.75	Penetration Chart									
				yards	2500	7500	12500	17500	22500	23500	
				Range: inches	5	15	25	35	45	47	
18	2.25	Primary	AP	NP:21	P:63	14	12	9	8	7	6
20	2.50	8 x 13.5"/45	SAP	NP:27	P:74	10	8	7	6	5	4
22	2.75	F1	COM	NP:32	P:84	6	5	4	3	3	2
24	3.00	Max ROF:2	HE	NP:42	P:NA	0	0	0	0	0	0
26	3.25	Range: inches				5	15	25	27		
28	3.50	Secondary	AP	NP:4	P:12	5	3	2	2		
		16 x 4"/45	SAP	NP:5	P:14	3	2	1	1		
		T3	COM	NP:6	P:16	2	1	1	1		
		Max ROF:20	HE	NP:8	P:NA	0	0	0	0		
				Range: inches							
		Tertiary	AP								
			SAP								
			COM								
			HE								

Turn	Orders	Pts Lost	Damage	Total Damage Pts: 867
1				
2		54	4" gun	
3		62	2 kts	
4		108	13.5" gun, 4" gun	
5		124	2 kts	
6		163	4" gun	
7		186	2 kts	
8		217	13.5" gun, 4" gun	
9		248	2 kts	
10		271	4" gun	
11		310	2 kts	
12		325	13.5" gun, 4" gun	
13		372	2 kts	
14		379	4" gun	
15		434	13.5" gun, 4" gun, 2 kts, torpedo tube	
16		488	4" gun	
17		495	2 kts	
18		542	13.5" gun, 4" gun	
19		557	2 kts	
20		564	5% chance of abandoning	
21		596	4" gun	
22		619	2 kts	
23		650	13.5" gun, 4" gun, 8% chance of abandoning	
24		681	2 kts	
25		704	4" gun	
		737	12% chance of abandoning	
		743	2 kts	
		759	13.5" gun, 4" gun	
		805	2 kts	
		813	4" gun	
		824	20% chance of abandoning	

Renown

BC

Max turn: 90° Length: 750

1916

Speed		Armor Deck: 3.0 Belt: 6.0 Conning tower: 11.0 Turret: 6.6 Superstructure: 1.5	Aircraft	Torpedo Tubes
Kts	Inches		0	2 x 21"
2	0.25		Catapults	Anti-aircraft 3"AA=4
4	0.50		0	
6	0.75		Depth Chgs	
8	1.00	0		
10	1.25	Mines		
12	1.50	0		



Radar: 0

		Penetration Chart				yards	2500	7500	12500	17500	22500	23500
		Range: inches					5	15	25	35	45	47
14	1.75											
16	2.00											
18	2.25	Primary	AP	NP:24	P:72		15	12	10	9	8	7
20	2.50	6 x 15"/42	SAP	NP:31	P:84		10	9	7	6	5	5
22	2.75	D3	COM	NP:36	P:96		6	5	4	4	3	3
24	3.00	Max ROF:4	HE	NP:48	P:NA		0	0	0	0	0	0
26	3.25											
28	3.50	Secondary	AP	NP:4	P:12		5	3	2	2		
30	3.75	15 x 4"/45	SAP	NP:5	P:14		3	2	1	1		
		T3	COM	NP:6	P:16		2	1	1	1		
		Max ROF:20	HE	NP:8	P:NA		0	0	0	0		
		Tertiary	AP	NP:3	P:9		4	2	1			
		2 x 3"/45	SAP	NP:4	P:11		2	1	1			
		U2	COM	NP:5	P:12		1	1	1			
		Max ROF:20	HE	NP:6	P:NA		0	0	0			

Turn	Orders
1	
2	
3	
4	
5	
6	
7	
8	
9	
10	
11	
12	
13	
14	
15	
16	
17	
18	
19	
20	
21	
22	
23	
24	
25	

Pts Lost	Damage
62	4" gun, 2 kts
123	4" gun, 2 kts
154	15" gun
185	4" gun, 2 kts
246	4" gun, 2 kts
308	15" gun, 4" gun, 2 kts
370	4" gun, 2 kts
431	4" gun, 2 kts
462	15" gun, 3" gun, torpedo tube
493	4" gun, 2 kts
554	4" gun, 2 kts
601	5% chance of abandoning
616	15" gun, 4" gun, 2 kts
678	4" gun, 2 kts
693	8% chance of abandoning
739	4" gun, 2 kts
770	15" gun
785	12% chance of abandoning
801	4" gun, 2 kts
862	4" gun, 2 kts
878	20% chance of abandoning

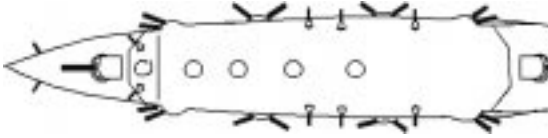
Total Damage Pts: 924

Good Hope

CA

Max turn: 135° Length: 515

1902

Speed		Armor	Aircraft	Torpedo Tubes				
Kts	Inches		Deck: 3.0	0		2 x 18**		
2	0.25	Belt: 6.0	Catapults	Anti-aircraft				
4	0.50	Conning tower: 12.0	0			0		
6	0.75	Turret: 3.0	Depth Chgs	Radar: 0				
8	1.00	Superstructure: 1.5	0					
10	1.25		Mines					
12	1.50		0					
14	1.75	Penetration Chart						
			yards	2500	7500	12500	14500	
16	2.00	Range: inches		5	15	25	29	
18	2.25	Primary	AP NP:13	P:39	10	8	6	4
20	2.50	2 x 9.2"/47	SAP NP:17	P:46	7	5	4	3
22	2.75	L1	COM NP:20	P:52	4	3	2	2
24	3.00	Max ROF:5	HE NP:26	P:NA	0	0	0	0
		Range: inches		5	15	25	27	
		Secondary	AP NP:7	P:21	7	4	3	2
		16 x 6"/45	SAP NP:9	P:25	5	3	2	2
		P3	COM NP:11	P:28	3	2	1	1
		Max ROF:12	HE NP:14	P:NA	0	0	0	0
		Range: inches		5	15	18		
		Tertiary	AP NP:3	P:9	3	2	1	
		14 x 3"/40	SAP NP:4	P:11	2	1	1	
		U3	COM NP:5	P:12	1	1	0	
		Max ROF:26	HE NP:6	P:NA	0	0	0	

Turn	Orders
1	
2	
3	
4	
5	
6	
7	
8	
9	
10	
11	
12	
13	
14	
15	
16	
17	
18	
19	
20	
21	
22	
23	
24	
25	

Pts Lost	Damage	Total Damage Pts: 465
29	6" gun	
33	3" gun	
39	2 kts	
58	6" gun	
66	3" gun	
78	2 kts	
87	6" gun	
100	3" gun	
116	6" gun, 2 kts	
133	3" gun	
145	6" gun	
155	2 kts	
166	3" gun	
174	6" gun	
194	2 kts	
199	3" gun	
203	6" gun	
233	9.2" gun, 6" gun, 3" gun, 2 kts, torpedo tube	
262	6" gun	
266	3" gun	
271	2 kts	
291	6" gun	
299	3" gun	
302	5% chance of abandoning	
310	2 kts	
320	6" gun	
332	3" gun	
349	6" gun, 2 kts, 8% chance of abandoning	
365	3" gun	
378	6" gun	
388	2 kts	
395	12% chance of abandoning	
399	3" gun	
407	6" gun	
426	2 kts	
432	3" gun	
436	6" gun	
442	20% chance of abandoning	

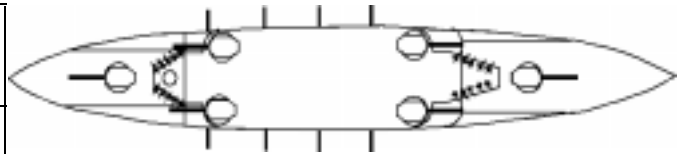
Black Prince

CA

Max turn: 135° Length: 480

1905

Speed		Armor	Aircraft	Torpedo Tubes 3 x 18"
Kts	Inches		0	
2	0.25	Deck: 1.5	Catapults	Anti-aircraft 0
4	0.50	Belt: 6.0	0	
6	0.75	Conning tower: 7.0	Depth Chgs	
8	1.00	Turret: 4.5	0	
10	1.25	Superstructure: 1.0	Mines	Radar: 0
12	1.50		0	
14	1.75		0	



14	1.75	Penetration Chart				yards	2500	7500	12500	14500
16	2.00	Range: inches					5	15	25	29
18	2.25	Primary 6 x 9.2"/47 L1 Max ROF:5	AP	NP:13	P:39	10	8	6	4	
20	2.50		SAP	NP:17	P:46	7	5	4	3	
22	2.75		COM	NP:20	P:52	4	3	2	2	
			HE	NP:26	P:NA	0	0	0	0	
		Range: inches					5	15	25	26
		Secondary 10 x 6"/50 P2 Max ROF:12	AP	NP:7	P:21	7	5	3	3	
			SAP	NP:9	P:25	5	3	2	2	
			COM	NP:11	P:28	3	2	1	1	
			HE	NP:14	P:NA	0	0	0	0	
		Range: inches								
		Tertiary	AP							
			SAP							
			COM							
			HE							

Turn	Orders
1	
2	
3	
4	
5	
6	
7	
8	
9	
10	
11	
12	
13	
14	
15	
16	
17	
18	
19	
20	
21	
22	
23	
24	
25	


Pts Lost	Damage	Total Damage Pts: 447
41	2 kts	
45	6" gun	
75	9.2" gun	
81	2 kts	
89	6" gun	
122	2 kts	
134	6" gun	
149	9.2" gun, torpedo tube	
163	2 kts	
179	6" gun	
203	2 kts	
224	9.2" gun, 6" gun	
244	2 kts	
268	6" gun	
284	2 kts	
291	5% chance of abandoning	
298	9.2" gun, torpedo tube	
313	6" gun	
325	2 kts	
335	8% chance of abandoning	
358	6" gun	
366	2 kts	
373	9.2" gun	
380	12% chance of abandoning	
402	6" gun	
406	2 kts	
425	20% chance of abandoning	

Duke of Edinburgh

CA

Max turn: 135° Length: 480

1905

Speed		Armor Deck: 1.5 Belt: 6.0 Conning tower: 7.0 Turret: 4.5 Superstructure: 1.0	Aircraft	Torpedo Tubes			
Kts	Inches		0	3 x 18"			
2	0.25		Catapults	Anti-aircraft 0			
4	0.50		0				
6	0.75		Depth Chgs				
8	1.00		0				
10	1.25		Mines	Radar: 0			
12	1.50		0				
14	1.75		Penetration Chart				
			yards	2500		7500	12500
		Range: inches	5	15	25	29	
18	2.25	Primary	AP NP:13 P:39	10	8	6	4
20	2.50	6 x 9.2"/47	SAP NP:17 P:46	7	5	4	3
22	2.75	L1	COM NP:20 P:52	4	3	2	2
		Max ROF:5	HE NP:26 P:NA	0	0	0	0
		Range: inches		5	15	25	26
		Secondary	AP NP:7 P:21	7	5	3	3
		10 x 6"/50	SAP NP:9 P:25	5	3	2	2
		P2	COM NP:11 P:28	3	2	1	1
		Max ROF:12	HE NP:14 P:NA	0	0	0	0
		Range: inches					
		Tertiary	AP				
			SAP				
			COM				
			HE				

Turn	Orders
1	
2	
3	
4	
5	
6	
7	
8	
9	
10	
11	
12	
13	
14	
15	
16	
17	
18	
19	
20	
21	
22	
23	
24	
25	

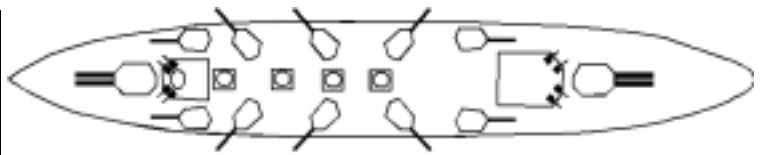
Pts Lost	Damage	Total Damage Pts: 447
41	2 kts	
45	6" gun	
75	9.2" gun	
81	2 kts	
89	6" gun	
122	2 kts	
134	6" gun	
149	9.2" gun, torpedo tube	
163	2 kts	
179	6" gun	
203	2 kts	
224	9.2" gun, 6" gun	
244	2 kts	
268	6" gun	
284	2 kts	
291	5% chance of abandoning	
298	9.2" gun, torpedo tube	
313	6" gun	
325	2 kts	
335	8% chance of abandoning	
358	6" gun	
366	2 kts	
373	9.2" gun	
380	12% chance of abandoning	
402	6" gun	
406	2 kts	
425	20% chance of abandoning	

Minotaur

CA

Max turn: 135° Length: 482

1908



Speed		Armor	Aircraft		Torpedo Tubes 5 x 18"	Radar: 0			
Kts	Inches		Deck:	0					
2	0.25	Belt: 6.0	Catapults	0	Anti-aircraft 0				
4	0.50	Conning tower: 8.0	Depth Chgs	0					
6	0.75	Turret: 4.5	Mines	0					
8	1.00	Superstructure: 1.0	0	0					
10	1.25								
12	1.50								
14	1.75	Penetration Chart			yards	2500	7500	12500	16400
16	2.00	Range: inches			5	15	25	33	
18	2.25	Primary	AP NP:13	P:39	10	8	6	4	
20	2.50	4 x 9.2"/50	SAP NP:17	P:46	7	5	4	3	
22	2.75	L1	COM NP:20	P:52	4	3	2	2	
24	3.00	Max ROF:5	HE NP:26	P:NA	0	0	0	0	
		Range: inches			5	15	25	28	
		Secondary	AP NP:9	P:27	8	6	5	3	
		10 x 7.5"/50	SAP NP:12	P:32	6	4	3	2	
		N1	COM NP:14	P:36	3	2	2	1	
		Max ROF:5	HE NP:18	P:NA	0	0	0	0	
		Range: inches			5	15	18		
		Tertiary	AP NP:3	P:9	3	2	1		
		14 x 3"/40	SAP NP:4	P:11	2	1	1		
		U3	COM NP:5	P:12	1	1	0		
		Max ROF:26	HE NP:6	P:NA	0	0	0		

Turn	Orders
1	
2	
3	
4	
5	
6	
7	
8	
9	
10	
11	
12	
13	
14	
15	
16	
17	
18	
19	
20	
21	
22	
23	
24	
25	

Pts Lost	Damage	Total Damage Pts: 482
34	3" gun	
40	2 kts	
48	7.5" gun	
69	3" gun	
80	2 kts	
96	7.5" gun, torpedo tube	
103	3" gun	
121	9.2" gun, 2 kts	
138	3" gun	
145	7.5" gun	
161	2 kts	
172	3" gun	
193	7.5" gun, torpedo tube	
201	2 kts	
207	3" gun	
241	9.2" gun, 7.5" gun, 3" gun, 2 kts	
275	3" gun	
281	2 kts	
289	7.5" gun, torpedo tube	
310	3" gun	
313	5% chance of abandoning	
321	2 kts	
337	7.5" gun	
344	3" gun	
362	9.2" gun, 2 kts, 8% chance of abandoning	
379	3" gun	
386	7.5" gun, torpedo tube	
402	2 kts	
410	12% chance of abandoning	
413	3" gun	
434	7.5" gun	
442	2 kts	
448	3" gun	
458	20% chance of abandoning	

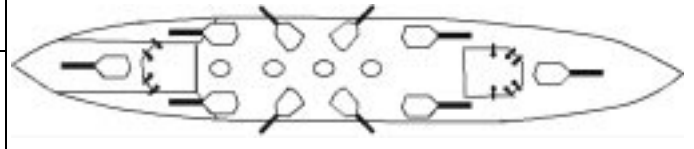
Warrior

CA

Max turn: 135° Length: 480

1907

Speed		Armor	Aircraft	Torpedo Tubes 3 x 18"
Kts	Inches		Deck: 1.5	
2	0.25		Belt: 6.0	Catapults
4	0.50		Conning tower: 7.0	0
6	0.75		Turret: 4.5	Depth Chgs
8	1.00		Superstructure: 1.0	0
10	1.25			Mines
12	1.50		0	



Radar: 0

14	1.75	Penetration Chart				yards	2500	7500	12500	14500
16	2.00	Range: inches					5	15	25	29
18	2.25	Primary	AP	NP:13	P:39		10	8	6	4
20	2.50	6 x 9.2"/47	SAP	NP:17	P:46		7	5	4	3
22	2.75	L1	COM	NP:20	P:52		4	3	2	2
		Max ROF:5	HE	NP:26	P:NA		0	0	0	0
		Range: inches					5	15	25	28
		Secondary	AP	NP:9	P:27		8	6	5	3
		4 x 7.5"/50	SAP	NP:12	P:32		6	4	3	2
		N1	COM	NP:14	P:36		3	2	2	1
		Max ROF:5	HE	NP:18	P:NA		0	0	0	0
		Range: inches								
		Tertiary	AP							
			SAP							
			COM							
			HE							

Turn	Orders
1	
2	
3	
4	
5	
6	
7	
8	
9	
10	
11	
12	
13	
14	
15	
16	
17	
18	
19	
20	
21	
22	
23	
24	
25	

Pts Lost	Damage
41	2 kts
75	9.2" gun
81	2 kts
112	7.5" gun
122	2 kts
149	9.2" gun, torpedo tube
163	2 kts
203	2 kts
224	9.2" gun, 7.5" gun
244	2 kts
284	2 kts
291	5% chance of abandoning
298	9.2" gun, torpedo tube
325	2 kts
335	7.5" gun, 8% chance of abandoning
366	2 kts
373	9.2" gun
380	12% chance of abandoning
406	2 kts
425	20% chance of abandoning

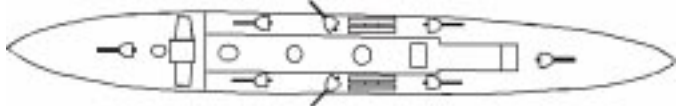
Total Damage Pts: 447

Aurora

CL

Max turn: 180° Length: 410

1914

Speed		Armor Deck: 1.0 Belt: 3.0 Conning tower: 6.0 Turret: 1.0 Superstructure: 1.0	Aircraft	Torpedo Tubes		
Kts	Inches		0	4 x 21"		
2	0.25		Catapults	Anti-aircraft		
4	0.50		0			
6	0.75		Depth Chgs	0		
8	1.00		Mines			
10	1.25					
12	1.50					
14	1.75		Penetration Chart			
16	2.00		yards 2500 7500 12500 15000			
		Range: inches				
		5 15 25 30				
18	2.25	Primary	AP NP:7 P:21	7 4 3 2		
20	2.50	2 x 6"/45	SAP NP:9 P:25	5 3 2 2		
22	2.75	P3	COM NP:11 P:28	3 2 1 1		
24	3.00	Max ROF:12	HE NP:14 P:NA	0 0 0 0		
26	3.25	Range: inches				
28	3.50	5 15 25 32				
		Secondary	AP NP:4 P:12	5 3 2 2		
		6 x 4"/45	SAP NP:5 P:14	3 2 1 1		
		T3	COM NP:6 P:16	2 1 1 1		
		Max ROF:22	HE NP:8 P:NA	0 0 0 0		

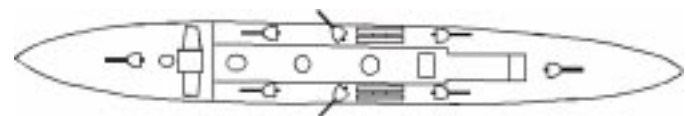
Turn	Orders	Pts Lost	Damage	Total Damage Pts: 118
1				
2		8	2 kts	
3		17	2 kts	
4		20	4" gun	
5		25	2 kts	
6		30	torpedo tube	
7		34	2 kts	
8		39	4" gun	
9		42	2 kts	
10		51	2 kts	
11		59	6" gun, 4" gun, 2 kts, torpedo tube	
12		67	2 kts	
13		76	2 kts	
14		77	5% chance of abandoning	
15		79	4" gun	
16		84	2 kts	
17		89	torpedo tube, 8% chance of abandoning	
18		93	2 kts	
19		98	4" gun	
20		100	12% chance of abandoning	
21		101	2 kts	
22		110	2 kts	
23		112	20% chance of abandoning	
24				
25				

Penelope

CL

Max turn: 180° Length: 410

1914



Speed		Armor Deck: 1.0 Belt: 3.0 Conning tower: 6.0 Turret: 1.0 Superstructure: 1.0	Aircraft	Torpedo Tubes					
Kts	Inches		0	4 x 21"					
2	0.25		Catapults	Anti-aircraft					
4	0.50		0		0				
6	0.75		Depth Chgs	Mines					
8	1.00		0						
10	1.25		0						
12	1.50				Radar:				
14	1.75		Penetration Chart						
			yards	2500	7500	12500	15000		
16	2.00	Range: inches		5	15	25	30		
18	2.25	Primary	AP NP:7 P:21	7	4	3	2		
20	2.50	2 x 6"/45	SAP NP:9 P:25	5	3	2	2		
22	2.75	P3	COM NP:11 P:28	3	2	1	1		
24	3.00	Max ROF:12	HE NP:14 P:NA	0	0	0	0		
26	3.25	Range: inches		5	15	25	32		
28	3.50	Secondary	AP NP:4 P:12	5	3	2	2		
		6 x 4"/45	SAP NP:5 P:14	3	2	1	1		
		T3	COM NP:6 P:16	2	1	1	1		
		Max ROF:22	HE NP:8 P:NA	0	0	0	0		

Turn	Orders
1	
2	
3	
4	
5	
6	
7	
8	
9	
10	
11	
12	
13	
14	
15	
16	
17	
18	
19	
20	
21	
22	
23	
24	
25	

Pts Lost	Damage	Total Damage Pts: 118
8	2 kts	
17	2 kts	
20	4" gun	
25	2 kts	
30	torpedo tube	
34	2 kts	
39	4" gun	
42	2 kts	
51	2 kts	
59	6" gun, 4" gun, 2 kts, torpedo tube	
67	2 kts	
76	2 kts	
77	5% chance of abandoning	
79	4" gun	
84	2 kts	
89	torpedo tube, 8% chance of abandoning	
93	2 kts	
98	4" gun	
100	12% chance of abandoning	
101	2 kts	
110	2 kts	
112	20% chance of abandoning	

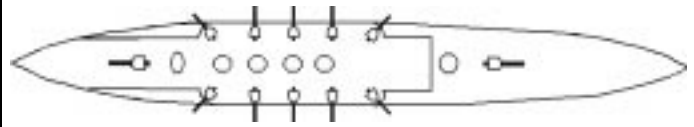
Bristol

CL

Max turn: 180° Length: 453

1910

Speed		Armor	Aircraft	Torpedo Tubes
Kts	Inches		0	2 x 18"
2	0.25		Deck: 2.0	Catapults
4	0.50		Belt: 1.0	0
6	0.75		Conning tower: 1.0	Depth Chgs
8	1.00		Turret: 1.0	0
10	1.25	Superstructure: 1.0	Mines	Anti-aircraft 0
12	1.50		0	
14	1.75		0	



Radar: 0

		Penetration Chart				yards	2500	7500	12500	13500
		Range: inches				5	15	25	27	
16	2.00	Primary	AP	NP:7	P:21	7	4	3	2	
18	2.25	2 x 6"/45	SAP	NP:9	P:25	5	3	2	2	
20	2.50	P3	COM	NP:11	P:28	3	2	1	1	
22	2.75	Max ROF:12	HE	NP:14	P:NA	0	0	0	0	
24	3.00									
26	3.25									
		Range: inches				5	15	25	26	
		Secondary	AP	NP:4	P:12	5	3	2	2	
		10 x 4"/45	SAP	NP:5	P:14	3	2	1	1	
		T3	COM	NP:6	P:16	2	1	1	1	
		Max ROF:20	HE	NP:8	P:NA	0	0	0	0	
		Range: inches								
		Tertiary	AP							
			SAP							
			COM							
			HE							

Turn	Orders
1	
2	
3	
4	
5	
6	
7	
8	
9	
10	
11	
12	
13	
14	
15	
16	
17	
18	
19	
20	
21	
22	
23	
24	
25	

Pts Lost	Damage
12	2 kts
16	4" gun
24	2 kts
32	4" gun
36	2 kts
47	4" gun
49	2 kts
61	2 kts
63	4" gun
73	2 kts
79	6" gun, 4" gun, torpedo tube
85	2 kts
95	4" gun
97	2 kts
103	5% chance of abandoning
109	2 kts
111	4" gun
119	8% chance of abandoning
122	2 kts
126	4" gun
134	2 kts, 12% chance of abandoning
142	4" gun
146	2 kts
150	20% chance of abandoning

Total Damage Pts: 158

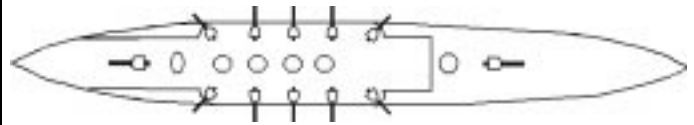
Glasgow

CL

Max turn: 180° Length: 453

1910

Speed		Armor	Aircraft	Torpedo Tubes
Kts	Inches		0	2 x 18"
2	0.25		Deck: 2.0	Catapults
4	0.50		Belt: 1.0	0
6	0.75		Conning tower: 1.0	Depth Chgs
8	1.00		Turret: 1.0	0
10	1.25	Superstructure: 1.0	Mines	
12	1.50		0	



Radar: 0

		Penetration Chart				yards	2500	7500	12500	13500
		Range: inches					5	15	25	27
14	1.75									
16	2.00									
18	2.25	Primary	AP	NP:7	P:21		7	4	3	2
20	2.50	2 x 6"/45	SAP	NP:9	P:25		5	3	2	2
22	2.75	P3	COM	NP:11	P:28		3	2	1	1
24	3.00	Max ROF:12	HE	NP:14	P:NA		0	0	0	0
26	3.25									
		Range: inches					5	15	25	26
		Secondary	AP	NP:4	P:12		5	3	2	2
		10 x 4"/45	SAP	NP:5	P:14		3	2	1	1
		T3	COM	NP:6	P:16		2	1	1	1
		Max ROF:20	HE	NP:8	P:NA		0	0	0	0
		Range: inches								
		Tertiary	AP							
			SAP							
			COM							
			HE							

Turn	Orders
1	
2	
3	
4	
5	
6	
7	
8	
9	
10	
11	
12	
13	
14	
15	
16	
17	
18	
19	
20	
21	
22	
23	
24	
25	

Pts Lost	Damage
12	2 kts
16	4" gun
24	2 kts
32	4" gun
36	2 kts
47	4" gun
49	2 kts
61	2 kts
63	4" gun
73	2 kts
79	6" gun, 4" gun, torpedo tube
85	2 kts
95	4" gun
97	2 kts
103	5% chance of abandoning
109	2 kts
111	4" gun
119	8% chance of abandoning
122	2 kts
126	4" gun
134	2 kts, 12% chance of abandoning
142	4" gun
146	2 kts
150	20% chance of abandoning

Total Damage Pts: 158

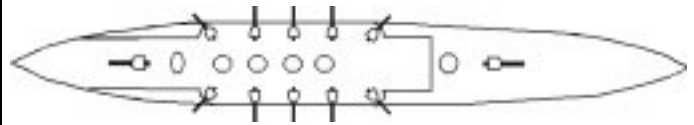
Gloucester

CL

Max turn: 180° Length: 453

1910

Speed		Armor Deck: 2.0 Belt: 1.0 Conning tower: 1.0 Turret: 1.0 Superstructure: 1.0	Aircraft	Torpedo Tubes
Kts	Inches		0	2 x 18"
2	0.25		Catapults	Anti-aircraft
4	0.50		0	
6	0.75		Depth Chgs	0
8	1.00		Mines	
10	1.25			
12	1.50			



Radar: 0

14	1.75	Penetration Chart				yards	2500	7500	12500	13500
16	2.00	Range: inches					5	15	25	27
18	2.25	Primary	AP	NP:7	P:21		7	4	3	2
20	2.50	2 x 6"/45	SAP	NP:9	P:25		5	3	2	2
22	2.75	P3	COM	NP:11	P:28		3	2	1	1
24	3.00	Max ROF:12	HE	NP:14	P:NA		0	0	0	0
26	3.25	Range: inches					5	15	25	26
		Secondary	AP	NP:4	P:12		5	3	2	2
		10 x 4"/45	SAP	NP:5	P:14		3	2	1	1
		T3	COM	NP:6	P:16		2	1	1	1
		Max ROF:20	HE	NP:8	P:NA		0	0	0	0
		Range: inches								
		Tertiary	AP							
			SAP							
			COM							
			HE							

Turn	Orders
1	
2	
3	
4	
5	
6	
7	
8	
9	
10	
11	
12	
13	
14	
15	
16	
17	
18	
19	
20	
21	
22	
23	
24	
25	

Pts Lost	Damage
12	2 kts
16	4" gun
24	2 kts
32	4" gun
36	2 kts
47	4" gun
49	2 kts
61	2 kts
63	4" gun
73	2 kts
79	6" gun, 4" gun, torpedo tube
85	2 kts
95	4" gun
97	2 kts
103	5% chance of abandoning
109	2 kts
111	4" gun
119	8% chance of abandoning
122	2 kts
126	4" gun
134	2 kts, 12% chance of abandoning
142	4" gun
146	2 kts
150	20% chance of abandoning

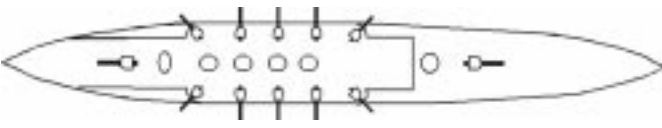
Total Damage Pts: 158

Liverpool

CL

Max turn: 180° Length: 453

1910

Speed		Armor Deck: 2.0 Belt: 1.0 Conning tower: 1.0 Turret: 1.0 Superstructure: 1.0	Aircraft	Torpedo Tubes			
Kts	Inches		0	2 x 18"			
2	0.25		Catapults	Anti-aircraft 0			
4	0.50		0				
6	0.75		Depth Chgs	Radar: 0			
8	1.00		0				
10	1.25		Mines				
12	1.50		0				
14	1.75		Penetration Chart				
16	2.00			yards		2500	7500
		Range: inches		5	15	25	27
18	2.25	Primary	AP NP:7 P:21	7	4	3	2
20	2.50	2 x 6"/45	SAP NP:9 P:25	5	3	2	2
22	2.75	P3	COM NP:11 P:28	3	2	1	1
24	3.00	Max ROF:12	HE NP:14 P:NA	0	0	0	0
26	3.25	Range: inches		5	15	25	26
		Secondary	AP NP:4 P:12	5	3	2	2
		10 x 4"/45	SAP NP:5 P:14	3	2	1	1
		T3	COM NP:6 P:16	2	1	1	1
		Max ROF:20	HE NP:8 P:NA	0	0	0	0


Turn	Orders	Pts Lost	Damage	Total Damage Pts: 158
1				
2		12	2 kts	
3		16	4" gun	
4		24	2 kts	
5		32	4" gun	
6		36	2 kts	
7		47	4" gun	
8		49	2 kts	
9		61	2 kts	
10		63	4" gun	
11		73	2 kts	
12		79	6" gun, 4" gun, torpedo tube	
13		85	2 kts	
14		95	4" gun	
15		97	2 kts	
16		103	5% chance of abandoning	
17		109	2 kts	
18		111	4" gun	
19		119	8% chance of abandoning	
20		122	2 kts	
21		126	4" gun	
22		134	2 kts, 12% chance of abandoning	
23		142	4" gun	
24		146	2 kts	
25		150	20% chance of abandoning	

Cairo

CL

Max turn: 180° Length: 425

1917

Speed		Armor Deck: 1.0 Belt: 3.0 Conning tower: 3.0 Turret: 1.0 Superstructure: 1.0	Aircraft	Torpedo Tubes		
Kts	Inches		0	8 x 21"		
2	0.25		Catapults	Anti-aircraft 3"AA=4		
4	0.50		0			
6	0.75		Depth Chgs			
8	1.00		0			
10	1.25		Mines	Radar: 0		
12	1.50		0			
14	1.75		Penetration Chart			
16	2.00		yards 2500 7500 12500 17500 18750			
18	2.25	Range: inches 5 15 25 35 38				
18	2.25	Primary	AP NP:7 P:21	7 4 3 2 2		
20	2.50	5 x 6"/45	SAP NP:9 P:25	5 3 2 2 1		
22	2.75	P3	COM NP:11 P:28	3 2 1 1 1		
24	3.00	Max ROF:12	HE NP:14 P:NA	0 0 0 0 0		
26	3.25	Range: inches 5 15 22				
28	3.50	Secondary	AP NP:3 P:9	4 2 1		
		2 x 3"/45	SAP NP:4 P:11	2 1 1		
		U2	COM NP:5 P:12	1 1 1		
		Max ROF:40	HE NP:6 P:NA	0 0 0		

Turn	Orders
1	
2	
3	
4	
5	
6	
7	
8	
9	
10	
11	
12	
13	
14	
15	
16	
17	
18	
19	
20	
21	
22	
23	
24	
25	


Pts Lost	Damage	Total Damage Pts: 140
10	2 kts	
18	torpedo tube	
20	2 kts	
28	6" gun	
30	2 kts	
35	torpedo tube	
40	2 kts	
50	2 kts	
53	torpedo tube	
56	6" gun	
60	2 kts	
70	3" gun, 2 kts, torpedo tube	
80	2 kts	
84	6" gun	
88	torpedo tube	
90	2 kts	
91	5% chance of abandoning	
100	2 kts	
105	torpedo tube, 8% chance of abandoning	
110	2 kts	
112	6" gun	
119	12% chance of abandoning	
120	2 kts	
123	torpedo tube	
130	2 kts	
133	20% chance of abandoning	

Caledon

CL

Max turn: 180° Length: 425

1917

Speed		Armor Deck: 1.0 Belt: 3.0 Conning tower: 3.0 Turret: 1.0 Superstructure: 1.0	Aircraft	Torpedo Tubes		
Kts	Inches		0	8 x 21"		
2	0.25		Catapults	Anti-aircraft 3"AA=4		
4	0.50		0			
6	0.75		Depth Chgs	Radar: 0		
8	1.00		0			
10	1.25		Mines			
12	1.50		0			
14	1.75		Penetration Chart			
16	2.00		yards 2500 7500 12500 17500 18750			
		Range: inches				
		5 15 25 35 38				
18	2.25	Primary	AP NP:7 P:21	7 4 3 2 2		
20	2.50	5 x 6"/45	SAP NP:9 P:25	5 3 2 2 1		
22	2.75	P3	COM NP:11 P:28	3 2 1 1 1		
24	3.00	Max ROF:12	HE NP:14 P:NA	0 0 0 0 0		
26	3.25	Range: inches				
28	3.50	5 15 22				
		Secondary	AP NP:3 P:9	4 2 1		
		2 x 3"/45	SAP NP:4 P:11	2 1 1		
		U2	COM NP:5 P:12	1 1 1		
		Max ROF:40	HE NP:6 P:NA	0 0 0		

Turn	Orders
1	
2	
3	
4	
5	
6	
7	
8	
9	
10	
11	
12	
13	
14	
15	
16	
17	
18	
19	
20	
21	
22	
23	
24	
25	

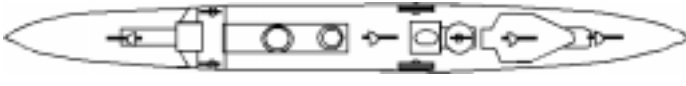
Pts Lost	Damage	Total Damage Pts: 140
10	2 kts	
18	torpedo tube	
20	2 kts	
28	6" gun	
30	2 kts	
35	torpedo tube	
40	2 kts	
50	2 kts	
53	torpedo tube	
56	6" gun	
60	2 kts	
70	3" gun, 2 kts, torpedo tube	
80	2 kts	
84	6" gun	
88	torpedo tube	
90	2 kts	
91	5% chance of abandoning	
100	2 kts	
105	torpedo tube, 8% chance of abandoning	
110	2 kts	
112	6" gun	
119	12% chance of abandoning	
120	2 kts	
123	torpedo tube	
130	2 kts	
133	20% chance of abandoning	

Calliope

CL

Max turn: 180° Length: 420

1915

Speed		Armor Deck: 1.0 Belt: 3.0 Conning tower: 6.0 Turret: 1.0 Superstructure: 1.0	Aircraft	Torpedo Tubes		
Kts	Inches		0	4 x 21"		
2	0.25		Catapults	Anti-aircraft 3"AA=4		
4	0.50		0			
6	0.75		Depth Chgs			
8	1.00		0			
10	1.25		Mines	Radar: 0		
12	1.50		0			
14	1.75		Penetration Chart			
16	2.00		yards 2500 7500 12500 17500 18750			
18	2.25	Range: inches 5 15 25 35 38				
20	2.50	Primary	AP NP:7 P:21	7 4 3 2 2		
22	2.75	4 x 6"/45	SAP NP:9 P:25	5 3 2 2 1		
24	3.00	P3	COM NP:11 P:28	3 2 1 1 1		
26	3.25	Max ROF:12	HE NP:14 P:NA	0 0 0 0 0		
28	3.50	Range: inches 5 15 22				
		Secondary	AP NP:3 P:9	4 2 1		
		2 x 3"/45	SAP NP:4 P:11	2 1 1		
		U2	COM NP:5 P:12	1 1 1		
		Max ROF:40	HE NP:6 P:NA	0 0 0		

Turn	Orders
1	
2	
3	
4	
5	
6	
7	
8	
9	
10	
11	
12	
13	
14	
15	
16	
17	
18	
19	
20	
21	
22	
23	
24	
25	


Pts Lost	Damage	Total Damage Pts: 120
9	2 kts	
17	2 kts	
26	2 kts	
30	6" gun, torpedo tube	
34	2 kts	
43	2 kts	
51	2 kts	
60	6" gun, 3" gun, 2 kts, torpedo tube	
69	2 kts	
77	2 kts	
78	5% chance of abandoning	
86	2 kts	
90	6" gun, torpedo tube, 8% chance of abandoning	
94	2 kts	
102	12% chance of abandoning	
103	2 kts	
111	2 kts	
114	20% chance of abandoning	

Cambrian

CL

Max turn: 180° Length: 420

1915

Speed		Armor Deck: 1.0 Belt: 3.0 Conning tower: 4.0 Turret: 1.0 Superstructure: 1.0	Aircraft	Torpedo Tubes				
Kts	Inches		0	4 x 21"				
2	0.25		Catapults	Anti-aircraft 3"AA=4				
4	0.50		0					
6	0.75		Depth Chgs	Mines				
8	1.00		0					
10	1.25			Radar: 0				
12	1.50							
14	1.75		Penetration Chart					
16	2.00			yards		2500	7500	12500
		Range: inches		5	15	25	35	38
18	2.25	Primary	AP NP:7 P:21	7	4	3	2	2
20	2.50	4 x 6"/45	SAP NP:9 P:25	5	3	2	2	1
22	2.75	P3	COM NP:11 P:28	3	2	1	1	1
24	3.00	Max ROF:12	HE NP:14 P:NA	0	0	0	0	0
26	3.25	Range: inches		5	15	22		
28	3.50	Secondary	AP NP:3 P:9	4	2	1		
		2 x 3"/45	SAP NP:4 P:11	2	1	1		
		U2	COM NP:5 P:12	1	1	1		
		Max ROF:40	HE NP:6 P:NA	0	0	0		

Turn	Orders
1	
2	
3	
4	
5	
6	
7	
8	
9	
10	
11	
12	
13	
14	
15	
16	
17	
18	
19	
20	
21	
22	
23	
24	
25	


Pts Lost	Damage	Total Damage Pts: 122
9	2 kts	
17	2 kts	
26	2 kts	
31	6" gun, torpedo tube	
35	2 kts	
44	2 kts	
52	2 kts	
61	6" gun, 3" gun, 2 kts, torpedo tube	
70	2 kts	
78	2 kts	
79	5% chance of abandoning	
87	2 kts	
92	6" gun, torpedo tube, 8% chance of abandoning	
96	2 kts	
104	12% chance of abandoning	
105	2 kts	
113	2 kts	
116	20% chance of abandoning	

Ceres

CL

Max turn: 180° Length: 425

1917

Speed		Armor	Aircraft	Torpedo Tubes				
Kts	Inches					Deck: 1.0	0	8 x 21"
2	0.25	Belt: 3.0	Catapults	Anti-aircraft 3"AA=4				
4	0.50	Conning tower: 3.0	0					
6	0.75	Turret: 1.0	Depth Chgs					
8	1.00	Superstructure: 1.0	0					
10	1.25		Mines					
12	1.50		0					
14	1.75	Penetration Chart				Radar: 0		
		yards		2500		7500	12500	17500
16	2.00	Range: inches		5	15	25	35	38
18	2.25	Primary	AP NP:7 P:21	7	4	3	2	2
20	2.50	5 x 6"/45	SAP NP:9 P:25	5	3	2	2	1
22	2.75	P3	COM NP:11 P:28	3	2	1	1	1
24	3.00	Max ROF:12	HE NP:14 P:NA	0	0	0	0	0
26	3.25	Range: inches		5	15	22		
28	3.50	Secondary	AP NP:3 P:9	4	2	1		
		2 x 3"/45	SAP NP:4 P:11	2	1	1		
		U2	COM NP:5 P:12	1	1	1		
		Max ROF:40	HE NP:6 P:NA	0	0	0		

Turn	Orders
1	
2	
3	
4	
5	
6	
7	
8	
9	
10	
11	
12	
13	
14	
15	
16	
17	
18	
19	
20	
21	
22	
23	
24	
25	

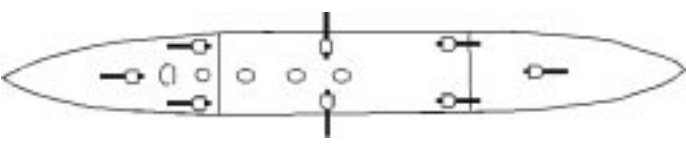
Pts Lost	Damage	Total Damage Pts: 140
10	2 kts	
18	torpedo tube	
20	2 kts	
28	6" gun	
30	2 kts	
35	torpedo tube	
40	2 kts	
50	2 kts	
53	torpedo tube	
56	6" gun	
60	2 kts	
70	3" gun, 2 kts, torpedo tube	
80	2 kts	
84	6" gun	
88	torpedo tube	
90	2 kts	
91	5% chance of abandoning	
100	2 kts	
105	torpedo tube, 8% chance of abandoning	
110	2 kts	
112	6" gun	
119	12% chance of abandoning	
120	2 kts	
123	torpedo tube	
130	2 kts	
133	20% chance of abandoning	

Weymouth

CL

Max turn: 180° Length: 458

1912

Speed		Armor	Aircraft	Torpedo Tubes			
Kts	Inches		Deck: 2.0	0		2 x 21**	
2	0.25		Belt: 1.0	Catapults		Anti-aircraft	
4	0.50		Conning tower: 1.0	0			
6	0.75		Turret: 1.0	Depth Chgs			0
8	1.00		Superstructure: 1.0	0			
10	1.25		Mines				
12	1.50		0		Radar: 0		
14	1.75	Penetration Chart					
16	2.00	yards 2500 7500 12500 13500					
18	2.25	Range: inches 5 15 25 27					
20	2.50	Primary	AP NP:7 P:21	7	4	3	2
22	2.75	8 x 6"/45	SAP NP:9 P:25	5	3	2	2
24	3.00	P3	COM NP:11 P:28	3	2	1	1
26	3.25	Max ROF:12	HE NP:14 P:NA	0	0	0	0

Turn	Orders
1	
2	
3	
4	
5	
6	
7	
8	
9	
10	
11	
12	
13	
14	
15	
16	
17	
18	
19	
20	
21	
22	
23	
24	
25	

Pts Lost	Damage	Total Damage Pts: 178
14	2 kts	
22	6" gun	
27	2 kts	
41	2 kts	
45	6" gun	
55	2 kts	
67	6" gun	
68	2 kts	
82	2 kts	
89	6" gun, torpedo tube	
96	2 kts	
110	2 kts	
111	6" gun	
116	5% chance of abandoning	
123	2 kts	
134	6" gun, 8% chance of abandoning	
137	2 kts	
151	2 kts, 12% chance of abandoning	
156	6" gun	
164	2 kts	
169	20% chance of abandoning	