

# WORLD WAR I GERMAN WARSHIPS

This document is a collection of Seekrieg playsheets for the 1/2400 models owned by members of the Old Colony Wargamers. The sheets were generated using the Seekrieg Shipsheet Generator spreadsheet in Excel, with inserted line illustrations of deck plans.

The playsheets include data from copyrighted materials provided as part of the Seekrieg game package, and are useful only in conjunction with that package. They are intended solely for the purpose of making the game more enjoyable for legal owners of the game.

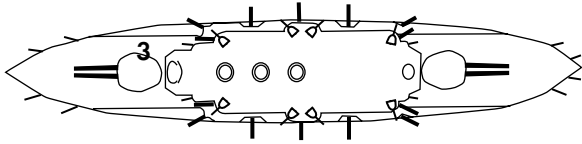
The next few pages are a pictorial index to the available playsheets. The ships are arranged on each page roughly in order of construction, beginning with battleships and working down to light cruisers. The class name is listed in large type, the names of the ships of that class for which play sheets are available are listed in smaller type in parentheses.

Click on the plan of a ship on one of the index pages to jump to the first playsheet of ships of that class.

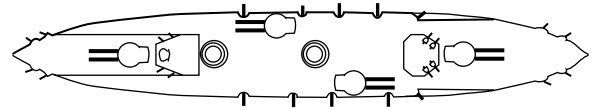
This version current to 25 April 2001. No destroyers are included yet.

# GERMAN BATTLESHIPS AND BATTLECRUISERS - WWI

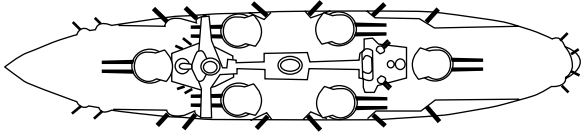
Deutschland 1906 (Deutschland, Pommern)



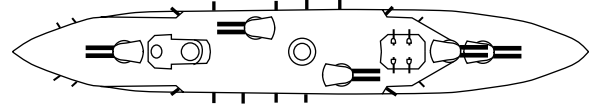
von der Tann 1910 (von der Tann)



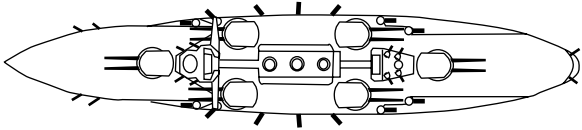
Nassau 1909 (Nassau, Westfalen)



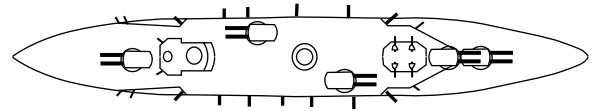
Moltke 1911 (Moltke)



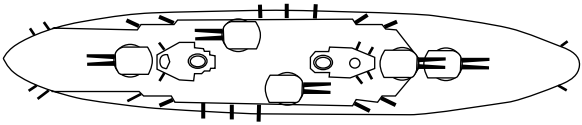
Helgoland 1911 (Helgoland, Ostfriesland, Thüringen)



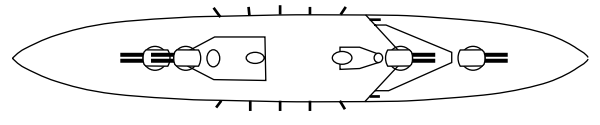
Seydlitz 1913 (Seydlitz)



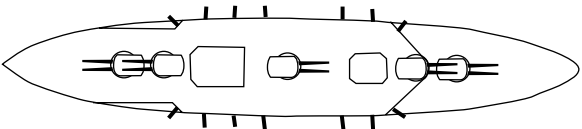
Kaiser 1912 (Kaiser, Kaiserin)



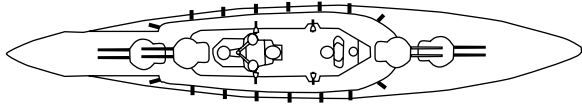
Derfflinger 1914 (Derfflinger, Lützow)



König 1914 (König, Grösser Kurfürst)

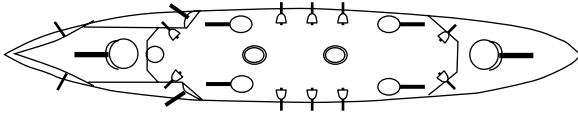


Baden 1916 (Baden)

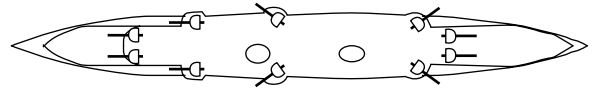


# GERMAN CRUISERS - WWI

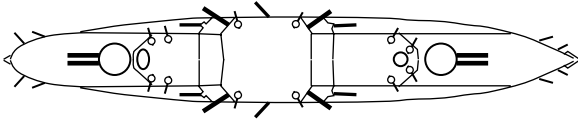
Hertha 1898? (1/1200)



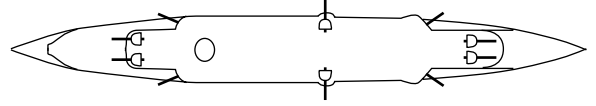
Gazelle 1900 (Gazelle, Amazone)



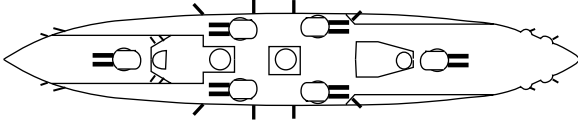
Scharnhorst 1907 (Scharnhorst, Gneisenau)



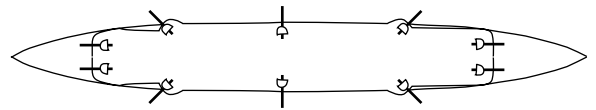
Bremen 1904 (Bremen, Danzig)



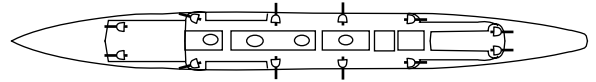
Blücher 1909 (Blücher)



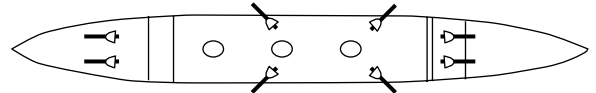
Emden 1907 (Emden)



Stralsund 1909 (Stralsund, Magdeburg, Strassburg, Breslau)



Pillau

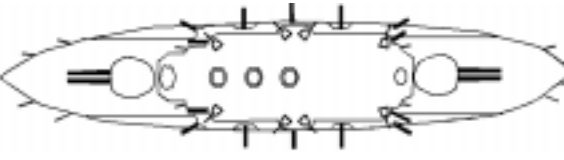


# Deutschland

BB

Max turn: 135° Length: 398

1906

Speed		Armor Deck: 3.0 Belt: 9.0 Conning tower: 12.0 Turret: 6.5 Superstructure: 1.5	Aircraft	Torpedo Tubes	
Kts	Inches		0	6 x 17.7**	
2	0.25		Catapults	Anti-aircraft 0	
4	0.50		0		
6	0.75		Depth Chgs		
8	1.00		0		
10	1.25	Mines			
12	1.50	0	Radar: 0		
14	1.75	<b>Penetration Chart</b>			
16	2.00	yards 2500 7500 12500 17500 20600			
18	2.25	<b>Range: inches 5 15 25 35 41</b>			
<b>Primary</b>		AP NP:16 P:48	11 8 6 5 4		
4 x 11"/40		SAP NP:21 P:56	8 6 4 3 3		
J4		COM NP:24 P:64	5 3 2 2 1		
Max ROF:3		HE NP:32 P:NA	0 0 0 0 0		
		<b>Range: inches</b>	<b>5 15 22</b>		
<b>Secondary</b>		AP NP:7 P:21	7 4 3		
14 x 6.7"/40		SAP NP:9 P:25	5 3 2		
P3		COM NP:11 P:28	3 2 1		
Max ROF:10		HE NP:14 P:NA	0 0 0		
		<b>Range: inches</b>	<b>5 10</b>		
<b>Tertiary</b>		AP NP:3 P:9	3 2		
20 x 3.4"/35		SAP NP:4 P:11	2 1		
U3		COM NP:5 P:12	1 1		
Max ROF:18		HE NP:6 P:NA	0 0		

Turn	Orders
1	
2	
3	
4	
5	
6	
7	
8	
9	
10	
11	
12	
13	
14	
15	
16	
17	
18	
19	
20	
21	
22	
23	
24	
25	

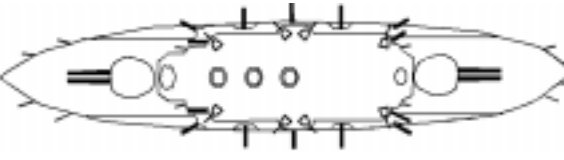
Pts Lost	Damage	Total Damage Pts: 436
22	3.4" gun	
31	6.7" gun	
44	3.4" gun	
48	2 kts	
62	6.7" gun	
65	3.4" gun	
73	torpedo tube	
87	3.4" gun	
93	6.7" gun	
97	2 kts	
109	11" gun, 3.4" gun	
125	6.7" gun	
131	3.4" gun	
145	2 kts, torpedo tube	
153	3.4" gun	
156	6.7" gun	
174	3.4" gun	
187	6.7" gun	
194	2 kts	
196	3.4" gun	
218	11" gun, 6.7" gun, 3.4" gun, torpedo tube	
240	3.4" gun	
242	2 kts	
249	6.7" gun	
262	3.4" gun	
280	6.7" gun	
283	3.4" gun, 5% chance of abandoning	
291	2 kts, torpedo tube	
305	3.4" gun	
311	6.7" gun	
327	11" gun, 3.4" gun, 8% chance of abandoning	
339	2 kts	
343	6.7" gun	
349	3.4" gun	
363	torpedo tube	
371	3.4" gun, 12% chance of abandoning	
374	6.7" gun	
388	2 kts	
392	3.4" gun	
405	6.7" gun	
414	3.4" gun, 20% chance of abandoning	

# Pommern

BB

Max turn: 135° Length: 398

1906

Speed		Armor Deck: 3.0 Belt: 9.0 Conning tower: 12.0 Turret: 6.5 Superstructure: 1.5	Aircraft	Torpedo Tubes			
Kts	Inches		0	6 x 17.7**			
2	0.25		Catapults	Anti-aircraft 0			
4	0.50		0				
6	0.75		Depth Chgs				
8	1.00		0				
10	1.25	Mines					
12	1.50	0	Radar: 0				
14	1.75	<b>Penetration Chart</b>					
16	2.00	yards 2500 7500 12500 17500 20600					
18	2.25	<b>Range: inches 5 15 25 35 41</b>					
<b>Primary</b>		AP NP:16 P:48	11	8	6	5	4
4 x 11"/40		SAP NP:21 P:56	8	6	4	3	3
J4		COM NP:24 P:64	5	3	2	2	1
Max ROF:3		HE NP:32 P:NA	0	0	0	0	0
		<b>Range: inches</b>	<b>5</b>	<b>15</b>	<b>22</b>		
<b>Secondary</b>		AP NP:7 P:21	7	4	3		
14 x 6.7"/40		SAP NP:9 P:25	5	3	2		
P3		COM NP:11 P:28	3	2	1		
Max ROF:10		HE NP:14 P:NA	0	0	0		
		<b>Range: inches</b>	<b>5</b>	<b>10</b>			
<b>Tertiary</b>		AP NP:3 P:9	3	2			
20 x 3.4"/35		SAP NP:4 P:11	2	1			
U3		COM NP:5 P:12	1	1			
Max ROF:18		HE NP:6 P:NA	0	0			

Turn	Orders
1	
2	
3	
4	
5	
6	
7	
8	
9	
10	
11	
12	
13	
14	
15	
16	
17	
18	
19	
20	
21	
22	
23	
24	
25	

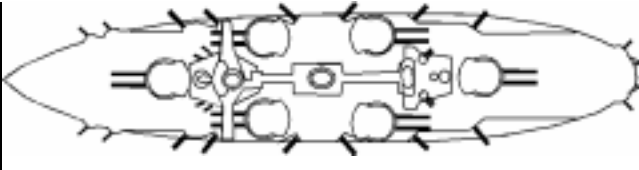
Pts Lost	Damage	Total Damage Pts: 436
22	3.4" gun	
31	6.7" gun	
44	3.4" gun	
48	2 kts	
62	6.7" gun	
65	3.4" gun	
73	torpedo tube	
87	3.4" gun	
93	6.7" gun	
97	2 kts	
109	11" gun, 3.4" gun	
125	6.7" gun	
131	3.4" gun	
145	2 kts, torpedo tube	
153	3.4" gun	
156	6.7" gun	
174	3.4" gun	
187	6.7" gun	
194	2 kts	
196	3.4" gun	
218	11" gun, 6.7" gun, 3.4" gun, torpedo tube	
240	3.4" gun	
242	2 kts	
249	6.7" gun	
262	3.4" gun	
280	6.7" gun	
283	3.4" gun, 5% chance of abandoning	
291	2 kts, torpedo tube	
305	3.4" gun	
311	6.7" gun	
327	11" gun, 3.4" gun, 8% chance of abandoning	
339	2 kts	
343	6.7" gun	
349	3.4" gun	
363	torpedo tube	
371	3.4" gun, 12% chance of abandoning	
374	6.7" gun	
388	2 kts	
392	3.4" gun	
405	6.7" gun	
414	3.4" gun, 20% chance of abandoning	

# Nassau

BB

Max turn: 135° Length: 478

1909

Speed		Armor		Aircraft	Torpedo Tubes											
Kts	Inches	Deck:	4.0	0	6 x 17.7"											
2	0.25	Belt:	11.5	Catapults	0											
4	0.50	Conning tower:	12.0	0	Anti-aircraft											
6	0.75	Turret:	7.3	Depth Chgs	0											
8	1.00	Superstructure:	2.0	0	0											
10	1.25			Mines	0											
12	1.50			0	Radar: 0											
14	1.75	<b>Penetration Chart</b>				yards					2500	7500	12500	17500	22500	22800
16	2.00	<b>Range: inches</b>				<b>5</b>					<b>15</b>	<b>25</b>	<b>35</b>	<b>45</b>	<b>46</b>	
18	2.25	<b>Primary</b>	AP NP:16	P:48	12	9	7	6	4	4						
20	2.50	12 x 11"/45	SAP NP:21	P:56	8	6	5	4	3	3						
		J3	COM NP:24	P:64	5	4	3	2	2	1						
		Max ROF:3	HE NP:32	P:NA	0	0	0	0	0	0						
		<b>Range: inches</b>				<b>5</b>	<b>15</b>	<b>25</b>	<b>29</b>							
		<b>Secondary</b>	AP NP:7	P:21	7	4	3	2								
		12 x 5.9"/45	SAP NP:9	P:25	5	3	2	2								
		P3	COM NP:11	P:28	3	2	1	1								
		Max ROF:14	HE NP:14	P:NA	0	0	0	0								
		<b>Range: inches</b>				<b>5</b>	<b>10</b>									
		<b>Tertiary</b>	AP NP:3	P:9	3	2										
		16 x 3.4"/35	SAP NP:4	P:11	2	1										
		U3	COM NP:5	P:12	1	1										
		Max ROF:18	HE NP:6	P:NA	0	0										

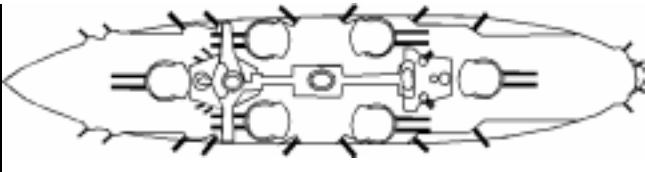
Turn	Orders	Pts Lost	Damage	Total Damage Pts: 624
1				
2		39	3.4" gun	
3		52	11" gun, 5.9" gun	
4		62	2 kts	
5		78	3.4" gun	
6		104	11" gun, 5.9" gun, torpedo tube	
7		117	3.4" gun	
8		125	2 kts	
9		156	11" gun, 5.9" gun, 3.4" gun	
10		187	2 kts	
11		195	3.4" gun	
12		208	11" gun, 5.9" gun, torpedo tube	
13		234	3.4" gun	
14		250	2 kts	
15		260	11" gun, 5.9" gun	
16		273	3.4" gun	
17		312	11" gun, 5.9" gun, 3.4" gun, 2 kts, torpedo tube	
18		351	3.4" gun	
19		364	11" gun, 5.9" gun	
20		374	2 kts	
21		390	3.4" gun	
22		406	5% chance of abandoning	
23		416	11" gun, 5.9" gun, torpedo tube	
24		429	3.4" gun	
25		437	2 kts	
		468	11" gun, 5.9" gun, 3.4" gun, 8% chance of abandoning	
		499	2 kts	
		507	3.4" gun	
		520	11" gun, 5.9" gun, torpedo tube	
		530	12% chance of abandoning	
		546	3.4" gun	
		562	2 kts	
		572	11" gun, 5.9" gun	
		585	3.4" gun	
		593	20% chance of abandoning	

# Westfalen

BB

Max turn: 135° Length: 478

1909

Speed		Armor Deck: 4.0 Belt: 11.5 Conning tower: 12.0 Turret: 7.3 Superstructure: 2.0	Aircraft	Torpedo Tubes					
Kts	Inches		0	6 x 17.7"					
2	0.25		Catapults	Anti-aircraft					
4	0.50		0						
6	0.75		Depth Chgs	0					
8	1.00		0						
10	1.25	Mines	Radar: 0						
12	1.50	0							
14	1.75	<b>Penetration Chart</b>							
16	2.00		yards	2500	7500	12500	17500	22500	22800
18	2.25		<b>Range: inches</b>	<b>5</b>	<b>15</b>	<b>25</b>	<b>35</b>	<b>45</b>	<b>46</b>
20	2.50	<b>Primary</b>	AP NP:16 P:48	12	9	7	6	4	4
		12 x 11"/45	SAP NP:21 P:56	8	6	5	4	3	3
		J3	COM NP:24 P:64	5	4	3	2	2	1
		Max ROF:3	HE NP:32 P:NA	0	0	0	0	0	0
			<b>Range: inches</b>	<b>5</b>	<b>15</b>	<b>25</b>	<b>29</b>		
		<b>Secondary</b>	AP NP:7 P:21	7	4	3	2		
		12 x 5.9"/45	SAP NP:9 P:25	5	3	2	2		
		P3	COM NP:11 P:28	3	2	1	1		
		Max ROF:14	HE NP:14 P:NA	0	0	0	0		
			<b>Range: inches</b>	<b>5</b>	<b>10</b>				
		<b>Tertiary</b>	AP NP:3 P:9	3	2				
		16 x 3.4"/35	SAP NP:4 P:11	2	1				
		U3	COM NP:5 P:12	1	1				
		Max ROF:18	HE NP:6 P:NA	0	0				

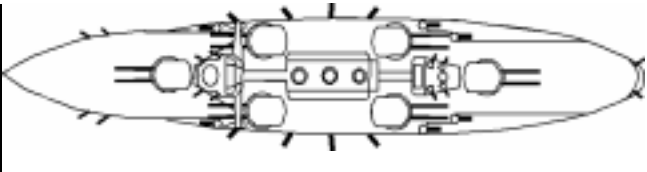
Turn	Orders	Pts Lost	Damage	Total Damage Pts: 624
1				
2		39	3.4" gun	
3		52	11" gun, 5.9" gun	
4		62	2 kts	
5		78	3.4" gun	
6		104	11" gun, 5.9" gun, torpedo tube	
7		117	3.4" gun	
8		125	2 kts	
9		156	11" gun, 5.9" gun, 3.4" gun	
10		187	2 kts	
11		195	3.4" gun	
12		208	11" gun, 5.9" gun, torpedo tube	
13		234	3.4" gun	
14		250	2 kts	
15		260	11" gun, 5.9" gun	
16		273	3.4" gun	
17		312	11" gun, 5.9" gun, 3.4" gun, 2 kts, torpedo tube	
18		351	3.4" gun	
19		364	11" gun, 5.9" gun	
20		374	2 kts	
21		390	3.4" gun	
22		406	5% chance of abandoning	
23		416	11" gun, 5.9" gun, torpedo tube	
24		429	3.4" gun	
25		437	2 kts	
		468	11" gun, 5.9" gun, 3.4" gun, 8% chance of abandoning	
		499	2 kts	
		507	3.4" gun	
		520	11" gun, 5.9" gun, torpedo tube	
		530	12% chance of abandoning	
		546	3.4" gun	
		562	2 kts	
		572	11" gun, 5.9" gun	
		585	3.4" gun	
		593	20% chance of abandoning	

# Helgoland

BB

Max turn: 135° Length: 546

1911

Speed		Armor		Aircraft	Torpedo Tubes																														
Kts	Inches	Deck:	3.0	0	6 x 20"					Radar: 0																									
2	0.25	Belt:	11.8	Catapults	0								Anti-aircraft 0																						
4	0.50	Conning tower:	12.0	0	0											Radar: 0																			
6	0.75	Turret:	7.5	Depth Chgs	0														Radar: 0																
8	1.00	Superstructure:	1.5	0	0																	Radar: 0													
10	1.25			Mines	0																				Radar: 0										
12	1.50			0																								Radar: 0							
14	1.75	<b>Penetration Chart</b>				yards																									2500	7500	12500	17500	21000
16	2.00	<b>Range: inches</b>				<b>5</b>																									<b>15</b>	<b>25</b>	<b>35</b>	<b>42</b>	
18	2.25	<b>Primary</b>	AP	NP:18	P:54	13	10	9	7																						6				
20	2.50	12 x 12"/50	SAP	NP:23	P:63	9	7	6	5	4																									
		H2	COM	NP:27	P:72	5	4	3	3	3																									
		Max ROF:2	HE	NP:36	P:NA	0	0	0	0	0																									
		<b>Range: inches</b>				<b>5</b>	<b>15</b>	<b>25</b>	<b>29</b>																										
		<b>Secondary</b>	AP	NP:7	P:21	7	4	3	2																										
		14 x 5.9"/45	SAP	NP:9	P:25	5	3	2	2																										
		P3	COM	NP:11	P:28	3	2	1	1																										
		Max ROF:14	HE	NP:14	P:NA	0	0	0	0																										
		<b>Range: inches</b>				<b>5</b>	<b>10</b>																												
		<b>Tertiary</b>	AP	NP:3	P:9	3	2																												
		14 x 3.4"/35	SAP	NP:4	P:11	2	1																												
		U3	COM	NP:5	P:12	1	1																												
		Max ROF:18	HE	NP:6	P:NA	0	0																												

Turn	Orders	Pts Lost	Damage	Total Damage Pts: 752
1				
2		54	5.9" gun, 3.4" gun	
3		63	12" gun	
4		75	2 kts	
5		107	5.9" gun, 3.4" gun	
6		125	12" gun, torpedo tube	
7		150	2 kts	
8		161	5.9" gun, 3.4" gun	
9		188	12" gun	
10		215	5.9" gun, 3.4" gun	
11		226	2 kts	
12		251	12" gun, torpedo tube	
13		269	5.9" gun, 3.4" gun	
14		301	2 kts	
15		313	12" gun	
16		322	5.9" gun, 3.4" gun	
17		376	12" gun, 5.9" gun, 3.4" gun, 2 kts, torpedo tube	
18		430	5.9" gun, 3.4" gun	
19		439	12" gun	
20		451	2 kts	
21		483	5.9" gun, 3.4" gun	
22		489	5% chance of abandoning	
23		501	12" gun, torpedo tube	
24		526	2 kts	
25		537	5.9" gun, 3.4" gun	
		564	12" gun, 8% chance of abandoning	
		591	5.9" gun, 3.4" gun	
		602	2 kts	
		627	12" gun, torpedo tube	
		639	12% chance of abandoning	
		645	5.9" gun, 3.4" gun	
		677	2 kts	
		689	12" gun	
		698	5.9" gun, 3.4" gun	
		714	20% chance of abandoning	

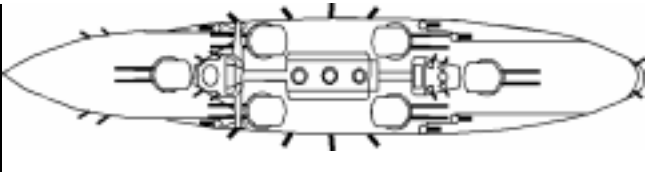


# Ostfriesland

BB

Max turn: 135° Length: 546

1911

Speed		Armor		Aircraft	Torpedo Tubes							
Kts	Inches	Deck:	3.0	0	6 x 20"					Radar: 0		
2	0.25	Belt:	11.8	Catapults	0							
4	0.50	Conning tower:	12.0	0	Anti-aircraft							
6	0.75	Turret:	7.5	Depth Chgs	0							
8	1.00	Superstructure:	1.5	0								
10	1.25			Mines	0							
12	1.50			0								
14	1.75	<b>Penetration Chart</b>				yards	2500	7500	12500	17500	21000	
16	2.00					<b>Range: inches</b>	<b>5</b>	<b>15</b>	<b>25</b>	<b>35</b>	<b>42</b>	
18	2.25	<b>Primary</b>	AP	NP:18	P:54	13	10	9	7	6		
20	2.50	12 x 12"/50	SAP	NP:23	P:63	9	7	6	5	4		
		H2	COM	NP:27	P:72	5	4	3	3	3		
		Max ROF:2	HE	NP:36	P:NA	0	0	0	0	0		
						<b>Range: inches</b>	<b>5</b>	<b>15</b>	<b>25</b>	<b>29</b>		
		<b>Secondary</b>	AP	NP:7	P:21	7	4	3	2			
		14 x 5.9"/45	SAP	NP:9	P:25	5	3	2	2			
		P3	COM	NP:11	P:28	3	2	1	1			
		Max ROF:14	HE	NP:14	P:NA	0	0	0	0			
						<b>Range: inches</b>	<b>5</b>	<b>10</b>				
		<b>Tertiary</b>	AP	NP:3	P:9	3	2					
		14 x 3.4"/35	SAP	NP:4	P:11	2	1					
		U3	COM	NP:5	P:12	1	1					
		Max ROF:18	HE	NP:6	P:NA	0	0					

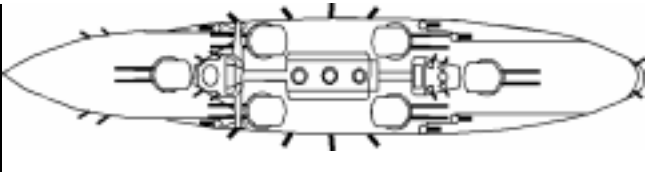
Turn	Orders	Pts Lost	Damage	Total Damage Pts: 752
1				
2		54	5.9" gun, 3.4" gun	
3		63	12" gun	
4		75	2 kts	
5		107	5.9" gun, 3.4" gun	
6		125	12" gun, torpedo tube	
7		150	2 kts	
8		161	5.9" gun, 3.4" gun	
9		188	12" gun	
10		215	5.9" gun, 3.4" gun	
11		226	2 kts	
12		251	12" gun, torpedo tube	
13		269	5.9" gun, 3.4" gun	
14		301	2 kts	
15		313	12" gun	
16		322	5.9" gun, 3.4" gun	
17		376	12" gun, 5.9" gun, 3.4" gun, 2 kts, torpedo tube	
18		430	5.9" gun, 3.4" gun	
19		439	12" gun	
20		451	2 kts	
21		483	5.9" gun, 3.4" gun	
22		489	5% chance of abandoning	
23		501	12" gun, torpedo tube	
24		526	2 kts	
25		537	5.9" gun, 3.4" gun	
		564	12" gun, 8% chance of abandoning	
		591	5.9" gun, 3.4" gun	
		602	2 kts	
		627	12" gun, torpedo tube	
		639	12% chance of abandoning	
		645	5.9" gun, 3.4" gun	
		677	2 kts	
		689	12" gun	
		698	5.9" gun, 3.4" gun	
		714	20% chance of abandoning	

# Thüringen

BB

Max turn: 135° Length: 546

1911

Speed		Armor		Aircraft	Torpedo Tubes					
Kts	Inches	Deck:	3.0	0	6 x 20"					
2	0.25	Belt:	11.8	Catapults	0					
4	0.50	Conning tower:	12.0	Depth Chgs	0					
6	0.75	Turret:	7.5	Mines	0					
8	1.00	Superstructure:	1.5	0	0		Radar: 0			
10	1.25	<b>Penetration Chart</b>								
12	1.50				yards	2500	7500	12500	17500	21000
14	1.75				<b>Range: inches</b>	<b>5</b>	<b>15</b>	<b>25</b>	<b>35</b>	<b>42</b>
16	2.00	<b>Primary</b>	AP	NP:18	P:54	13	10	9	7	6
18	2.25	12 x 12"/50	SAP	NP:23	P:63	9	7	6	5	4
20	2.50	H2	COM	NP:27	P:72	5	4	3	3	3
		Max ROF:2	HE	NP:36	P:NA	0	0	0	0	0
					<b>Range: inches</b>	<b>5</b>	<b>15</b>	<b>25</b>	<b>29</b>	
		<b>Secondary</b>	AP	NP:7	P:21	7	4	3	2	
		14 x 5.9"/45	SAP	NP:9	P:25	5	3	2	2	
		P3	COM	NP:11	P:28	3	2	1	1	
		Max ROF:14	HE	NP:14	P:NA	0	0	0	0	
					<b>Range: inches</b>	<b>5</b>	<b>10</b>			
		<b>Tertiary</b>	AP	NP:3	P:9	3	2			
		14 x 3.4"/35	SAP	NP:4	P:11	2	1			
		U3	COM	NP:5	P:12	1	1			
		Max ROF:18	HE	NP:6	P:NA	0	0			

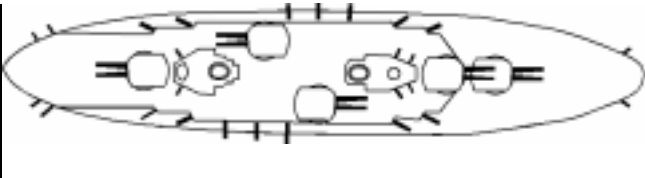
Turn	Orders	Pts Lost	Damage	Total Damage Pts: 752
1				
2		54	5.9" gun, 3.4" gun	
3		63	12" gun	
4		75	2 kts	
5		107	5.9" gun, 3.4" gun	
6		125	12" gun, torpedo tube	
7		150	2 kts	
8		161	5.9" gun, 3.4" gun	
9		188	12" gun	
10		215	5.9" gun, 3.4" gun	
11		226	2 kts	
12		251	12" gun, torpedo tube	
13		269	5.9" gun, 3.4" gun	
14		301	2 kts	
15		313	12" gun	
16		322	5.9" gun, 3.4" gun	
17		376	12" gun, 5.9" gun, 3.4" gun, 2 kts, torpedo tube	
18		430	5.9" gun, 3.4" gun	
19		439	12" gun	
20		451	2 kts	
21		483	5.9" gun, 3.4" gun	
22		489	5% chance of abandoning	
23		501	12" gun, torpedo tube	
24		526	2 kts	
25		537	5.9" gun, 3.4" gun	
		564	12" gun, 8% chance of abandoning	
		591	5.9" gun, 3.4" gun	
		602	2 kts	
		627	12" gun, torpedo tube	
		639	12% chance of abandoning	
		645	5.9" gun, 3.4" gun	
		677	2 kts	
		689	12" gun	
		698	5.9" gun, 3.4" gun	
		714	20% chance of abandoning	

# Kaiser

# BB

Max turn: 135° Length: 564

1912

Speed		Armor Deck: 3.0 Belt: 13.6 Conning tower: 13.8 Turret: 8.0 Superstructure: 1.5	Aircraft	Torpedo Tubes					
Kts	Inches		0	5 x 20"					
2	0.25		Catapults	Anti-aircraft					
4	0.50		0						
6	0.75		Depth Chgs	0					
8	1.00		Mines						
10	1.25			Radar: 0					
12	1.50	<b>Penetration Chart</b>							
14	1.75		yards	2500	7500	12500	17500	21000	
16	2.00	<b>Range: inches</b>			<b>5</b>	<b>15</b>	<b>25</b>	<b>35</b>	<b>42</b>
18	2.25	<b>Primary</b>	AP NP:18 P:54	13	10	9	7	6	
20	2.50	10 x 12"/50	SAP NP:23 P:63	9	7	6	5	4	
		H2	COM NP:27 P:72	5	4	3	3	3	
		Max ROF:2	HE NP:36 P:NA	0	0	0	0	0	
		<b>Range: inches</b>			<b>5</b>	<b>15</b>	<b>25</b>	<b>29</b>	
		<b>Secondary</b>	AP NP:7 P:21	7	4	3	2		
		14 x 5.9"/45	SAP NP:9 P:25	5	3	2	2		
		P3	COM NP:11 P:28	3	2	1	1		
		Max ROF:14	HE NP:14 P:NA	0	0	0	0		
		<b>Range: inches</b>			<b>5</b>	<b>10</b>			
		<b>Tertiary</b>	AP NP:3 P:9	3	2				
		12 x 3.4"/35	SAP NP:4 P:11	2	1				
		U3	COM NP:5 P:12	1	1				
		Max ROF:18	HE NP:6 P:NA	0	0				

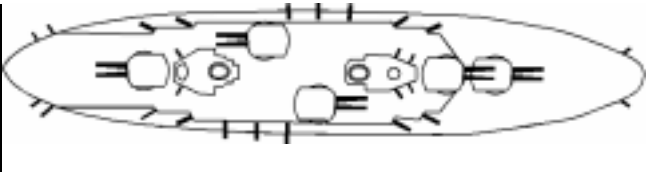
Turn	Orders	Pts Lost	Damage	Total Damage Pts: 805
1				
2		58	5.9" gun	
3		67	3.4" gun	
4		81	12" gun, 2 kts	
5		115	5.9" gun	
6		134	3.4" gun	
7		161	12" gun, 2 kts, torpedo tube	
8		173	5.9" gun	
9		201	3.4" gun	
10		230	5.9" gun	
11		242	12" gun, 2 kts	
12		268	3.4" gun	
13		288	5.9" gun	
14		322	12" gun, 2 kts, torpedo tube	
15		335	3.4" gun	
16		345	5.9" gun	
17		403	12" gun, 5.9" gun, 3.4" gun, 2 kts	
18		460	5.9" gun	
19		470	3.4" gun	
20		483	12" gun, 2 kts, torpedo tube	
21		518	5.9" gun	
22		523	5% chance of abandoning	
23		537	3.4" gun	
24		564	12" gun, 2 kts	
25		575	5.9" gun	
		604	3.4" gun, 8% chance of abandoning	
		633	5.9" gun	
		644	12" gun, 2 kts, torpedo tube	
		671	3.4" gun	
		684	12% chance of abandoning	
		690	5.9" gun	
		725	12" gun, 2 kts	
		738	3.4" gun	
		748	5.9" gun	
		765	20% chance of abandoning	

# Kaiserin

BB

Max turn: 135° Length: 564

1912

Speed		Armor		Aircraft	Torpedo Tubes										
Kts	Inches	Deck:	3.0	0	5 x 20"										
2	0.25	Belt:	13.6	Catapults	0										
4	0.50	Conning tower:	13.8	0	Anti-aircraft										
6	0.75	Turret:	8.0	Depth Chgs	0										
8	1.00	Superstructure:	1.5	0	0										
10	1.25			Mines	0										
12	1.50			0	Radar: 0										
14	1.75	<b>Penetration Chart</b>				yards					2500	7500	12500	17500	21000
16	2.00	<b>Range: inches</b>				<b>5</b>					<b>15</b>	<b>25</b>	<b>35</b>	<b>42</b>	
18	2.25	<b>Primary</b>	AP	NP:18	P:54	13	10	9	7	6					
20	2.50	10 x 12"/50	SAP	NP:23	P:63	9	7	6	5	4					
		H2	COM	NP:27	P:72	5	4	3	3	3					
		Max ROF:2	HE	NP:36	P:NA	0	0	0	0	0					
		<b>Range: inches</b>				<b>5</b>	<b>15</b>	<b>25</b>	<b>29</b>						
		<b>Secondary</b>	AP	NP:7	P:21	7	4	3	2						
		14 x 5.9"/45	SAP	NP:9	P:25	5	3	2	2						
		P3	COM	NP:11	P:28	3	2	1	1						
		Max ROF:14	HE	NP:14	P:NA	0	0	0	0						
		<b>Range: inches</b>				<b>5</b>	<b>10</b>								
		<b>Tertiary</b>	AP	NP:3	P:9	3	2								
		12 x 3.4"/35	SAP	NP:4	P:11	2	1								
		U3	COM	NP:5	P:12	1	1								
		Max ROF:18	HE	NP:6	P:NA	0	0								

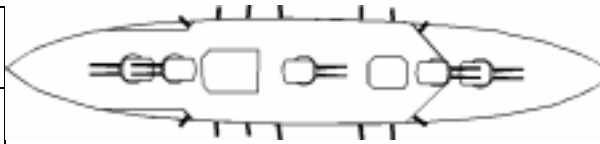
Turn	Orders	Pts Lost	Damage	Total Damage Pts: 805
1				
2		58	5.9" gun	
3		67	3.4" gun	
4		81	12" gun, 2 kts	
5		115	5.9" gun	
6		134	3.4" gun	
7		161	12" gun, 2 kts, torpedo tube	
8		173	5.9" gun	
9		201	3.4" gun	
10		230	5.9" gun	
11		242	12" gun, 2 kts	
12		268	3.4" gun	
13		288	5.9" gun	
14		322	12" gun, 2 kts, torpedo tube	
15		335	3.4" gun	
16		345	5.9" gun	
17		403	12" gun, 5.9" gun, 3.4" gun, 2 kts	
18		460	5.9" gun	
19		470	3.4" gun	
20		483	12" gun, 2 kts, torpedo tube	
21		518	5.9" gun	
22		523	5% chance of abandoning	
23		537	3.4" gun	
24		564	12" gun, 2 kts	
25		575	5.9" gun	
		604	3.4" gun, 8% chance of abandoning	
		633	5.9" gun	
		644	12" gun, 2 kts, torpedo tube	
		671	3.4" gun	
		684	12% chance of abandoning	
		690	5.9" gun	
		725	12" gun, 2 kts	
		738	3.4" gun	
		748	5.9" gun	
		765	20% chance of abandoning	

# König

# BB

Max turn: 135° Length: 580

1914



Speed		Armor Deck: 4.5 Belt: 13.5 Conning tower: 13.8 Turret: 8.1 Superstructure: 2.2	Aircraft	Torpedo Tubes					
Kts	Inches		0	5 x 20**					
2	0.25		Catapults	Anti-aircraft 0					
4	0.50		0						
6	0.75		Depth Chgs						
8	1.00		0						
10	1.25		Mines						
12	1.50	0	Radar: 0						
14	1.75	<b>Penetration Chart</b>							
		yards	2500	7500	12500	17500	21000		
16	2.00	<b>Range: inches</b>		<b>5</b>	<b>15</b>	<b>25</b>	<b>35</b>	<b>42</b>	
18	2.25	<b>Primary</b>	AP NP:18	P:54	13	10	9	7	6
20	2.50	10 x 12"/50	SAP NP:23	P:63	9	7	6	5	4
22	2.75	H2	COM NP:27	P:72	5	4	3	3	3
		Max ROF:2	HE NP:36	P:NA	0	0	0	0	0
		<b>Range: inches</b>		<b>5</b>	<b>15</b>	<b>25</b>	<b>29</b>		
		<b>Secondary</b>	AP NP:7	P:21	7	4	3	2	
		14 x 5.9"/45	SAP NP:9	P:25	5	3	2	2	
		P3	COM NP:11	P:28	3	2	1	1	
		Max ROF:14	HE NP:14	P:NA	0	0	0	0	
		<b>Range: inches</b>		<b>5</b>	<b>10</b>				
		<b>Tertiary</b>	AP NP:3	P:9	3	2			
		6 x 3.4"/35	SAP NP:4	P:11	2	1			
		U3	COM NP:5	P:12	1	1			
		Max ROF:18	HE NP:6	P:NA	0	0			

Turn	Orders
1	
2	
3	
4	
5	
6	
7	
8	
9	
10	
11	
12	
13	
14	
15	
16	
17	
18	
19	
20	
21	
22	
23	
24	
25	

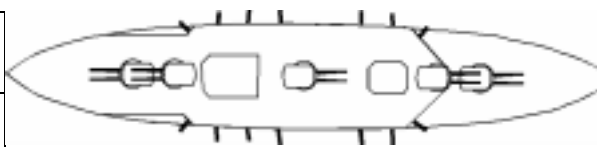
Pts Lost	Damage	Total Damage Pts: 838
60	5.9" gun	
76	2 kts	
84	12" gun	
120	5.9" gun	
140	3.4" gun	
152	2 kts	
168	12" gun, torpedo tube	
180	5.9" gun	
229	2 kts	
239	5.9" gun	
251	12" gun	
279	3.4" gun	
299	5.9" gun	
305	2 kts	
335	12" gun, torpedo tube	
359	5.9" gun	
381	2 kts	
419	12" gun, 5.9" gun, 3.4" gun	
457	2 kts	
479	5.9" gun	
503	12" gun, torpedo tube	
533	2 kts	
539	5.9" gun	
545	5% chance of abandoning	
559	3.4" gun	
587	12" gun	
599	5.9" gun	
609	2 kts	
629	8% chance of abandoning	
658	5.9" gun	
670	12" gun, torpedo tube	
686	2 kts	
698	3.4" gun	
712	12% chance of abandoning	
718	5.9" gun	
754	12" gun	
762	2 kts	
778	5.9" gun	
796	20% chance of abandoning	

# Grösser Kurfurst

BB

Max turn: 135° Length: 580

1914



Speed		Armor Deck: 4.5 Belt: 13.5 Conning tower: 13.8 Turret: 8.1 Superstructure: 2.2	Aircraft	Torpedo Tubes					
Kts	Inches		0	5 x 20**					
2	0.25		Catapults	Anti-aircraft 0					
4	0.50		0						
6	0.75		Depth Chgs						
8	1.00		Mines	0					
10	1.25	0	Radar: 0						
12	1.50	<b>Penetration Chart</b>							
14	1.75			yards	2500	7500	12500	17500	21000
16	2.00			<b>Range: inches</b>	<b>5</b>	<b>15</b>	<b>25</b>	<b>35</b>	<b>42</b>
18	2.25	<b>Primary</b>	AP NP:18	P:54	13	10	9	7	6
20	2.50	10 x 12"/50	SAP NP:23	P:63	9	7	6	5	4
22	2.75	H2	COM NP:27	P:72	5	4	3	3	3
		Max ROF:2	HE NP:36	P:NA	0	0	0	0	0
				<b>Range: inches</b>	<b>5</b>	<b>15</b>	<b>25</b>	<b>29</b>	
		<b>Secondary</b>	AP NP:7	P:21	7	4	3	2	
		14 x 5.9"/45	SAP NP:9	P:25	5	3	2	2	
		P3	COM NP:11	P:28	3	2	1	1	
		Max ROF:14	HE NP:14	P:NA	0	0	0	0	
				<b>Range: inches</b>	<b>5</b>	<b>10</b>			
		<b>Tertiary</b>	AP NP:3	P:9	3	2			
		6 x 3.4"/35	SAP NP:4	P:11	2	1			
		U3	COM NP:5	P:12	1	1			
		Max ROF:18	HE NP:6	P:NA	0	0			

Turn	Orders
1	
2	
3	
4	
5	
6	
7	
8	
9	
10	
11	
12	
13	
14	
15	
16	
17	
18	
19	
20	
21	
22	
23	
24	
25	

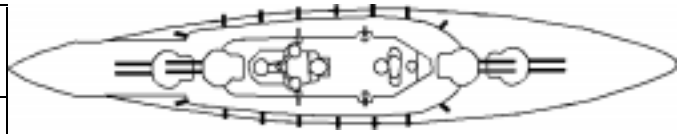
Pts Lost	Damage	Total Damage Pts: 838
60	5.9" gun	
76	2 kts	
84	12" gun	
120	5.9" gun	
140	3.4" gun	
152	2 kts	
168	12" gun, torpedo tube	
180	5.9" gun	
229	2 kts	
239	5.9" gun	
251	12" gun	
279	3.4" gun	
299	5.9" gun	
305	2 kts	
335	12" gun, torpedo tube	
359	5.9" gun	
381	2 kts	
419	12" gun, 5.9" gun, 3.4" gun	
457	2 kts	
479	5.9" gun	
503	12" gun, torpedo tube	
533	2 kts	
539	5.9" gun	
545	5% chance of abandoning	
559	3.4" gun	
587	12" gun	
599	5.9" gun	
609	2 kts	
629	8% chance of abandoning	
658	5.9" gun	
670	12" gun, torpedo tube	
686	2 kts	
698	3.4" gun	
712	12% chance of abandoning	
718	5.9" gun	
754	12" gun	
762	2 kts	
778	5.9" gun	
796	20% chance of abandoning	

# Baden

# BB

Max turn: 90° Length: 560

1916



Speed		Armor	Aircraft	Torpedo Tubes
Kts	Inches		0	5 x 23.6"
2	0.25	Deck: 4.8	Catapults	Anti-aircraft 3.4"AA=17
4	0.50	Belt: 13.8	0	
6	0.75	Conning tower: 13.8	Depth Chgs	Radar: 0
8	1.00	Turret: 8.8	0	
10	1.25	Superstructure: 2.4	Mines	
12	1.50		0	

Penetration Chart		yards		2500	7500	12500	17500	22200	
		Range: inches		5	15	25	35	44	
16	2.00								
18	2.25	<b>Primary</b>	AP NP:24	P:72	15	13	11	10	9
20	2.50	8 x 15"/45	SAP NP:31	P:84	11	9	8	7	6
22	2.75	D2	COM NP:36	P:96	6	5	4	4	3
		Max ROF:4	HE NP:48	P:NA	0	0	0	0	0
		Range: inches		5	15	25	29		
		<b>Secondary</b>	AP NP:7	P:21	7	4	3	2	
		16 x 5.9"/45	SAP NP:9	P:25	5	3	2	2	
		P3	COM NP:11	P:28	3	2	1	1	
		Max ROF:14	HE NP:14	P:NA	0	0	0	0	
		Range: inches		5	15	25			
		<b>Tertiary</b>	AP NP:3	P:9	4	2	1		
		8 x 3.4"/45	SAP NP:4	P:11	2	1	1		
		U2	COM NP:5	P:12	1	1	1		
		Max ROF:20	HE NP:6	P:NA	0	0	0		

Turn	Orders
1	
2	
3	
4	
5	
6	
7	
8	
9	
10	
11	
12	
13	
14	
15	
16	
17	
18	
19	
20	
21	
22	
23	
24	
25	

Pts Lost	Damage	Total Damage Pts: 924
58	5.9" gun	
84	2 kts	
116	15" gun, 5.9" gun, 3.4" gun	
168	2 kts	
173	5.9" gun	
185	torpedo tube	
231	15" gun, 5.9" gun, 3.4" gun	
252	2 kts	
289	5.9" gun	
336	2 kts	
347	15" gun, 5.9" gun, 3.4" gun	
370	torpedo tube	
404	5.9" gun	
420	2 kts	
462	15" gun, 5.9" gun, 3.4" gun	
504	2 kts	
520	5.9" gun	
554	torpedo tube	
578	15" gun, 5.9" gun, 3.4" gun	
588	2 kts	
601	5% chance of abandoning	
635	5.9" gun	
672	2 kts	
693	15" gun, 5.9" gun, 3.4" gun, 8% chance of abandoning	
739	torpedo tube	
751	5.9" gun	
756	2 kts	
785	12% chance of abandoning	
809	15" gun, 5.9" gun, 3.4" gun	
840	2 kts	
866	5.9" gun	
878	20% chance of abandoning	

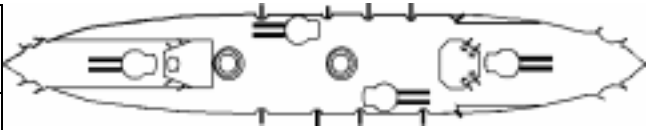
# von der Tann

BC

Max turn: 135° Length: 562

1910

Speed		Armor		Aircraft	Torpedo Tubes					
Kts	Inches	Deck:	2.5	0	4 x 17.7"					
2	0.25	Belt:	9.5	Catapults	Anti-aircraft					
4	0.50	Conning tower:	9.5	0						
6	0.75	Turret:	6.3	Depth Chgs	0					
8	1.00	Superstructure:	1.2	0						
10	1.25				Mines	Radar: 0				
12	1.50				0					
14	1.75	<b>Penetration Chart</b>			yards	2500	7500	12500	17500	19700
16	2.00	<b>Range: inches</b>			<b>5</b>	<b>15</b>	<b>25</b>	<b>35</b>	<b>39</b>	
18	2.25	<b>Primary</b>	AP	NP:16	P:48	12	9	8	6	5
20	2.50	8 x 11"/50	SAP	NP:21	P:56	8	7	5	4	4
22	2.75	J2	COM	NP:24	P:64	5	4	3	2	2
24	3.00	Max ROF:3	HE	NP:32	P:NA	0	0	0	0	0
		<b>Range: inches</b>			<b>5</b>	<b>15</b>	<b>25</b>	<b>29</b>		
		<b>Secondary</b>	AP	NP:7	P:21	7	4	3	2	
		10 x 5.9"/45	SAP	NP:9	P:25	5	3	2	2	
		P3	COM	NP:11	P:28	3	2	1	1	
		Max ROF:14	HE	NP:14	P:NA	0	0	0	0	
		<b>Range: inches</b>			<b>5</b>	<b>10</b>				
		<b>Tertiary</b>	AP	NP:3	P:9	3	2			
		16 x 3.4"/35	SAP	NP:4	P:11	2	1			
		U3	COM	NP:5	P:12	1	1			
		Max ROF:18	HE	NP:6	P:NA	0	0			



Turn	Orders	Pts Lost	Damage	Total Damage Pts: 640
1				
2		40	3.4" gun	
3		53	2 kts	
4		64	5.9" gun	
5		80	11" gun, 3.4" gun	
6		107	2 kts	
7		120	3.4" gun	
8		128	5.9" gun	
9		160	11" gun, 3.4" gun, 2 kts, torpedo tube	
10		192	5.9" gun	
11		200	3.4" gun	
12		213	2 kts	
13		240	11" gun, 3.4" gun	
14		256	5.9" gun	
15		267	2 kts	
16		280	3.4" gun	
17		320	11" gun, 5.9" gun, 3.4" gun, 2 kts, torpedo tube	
18		360	3.4" gun	
19		373	2 kts	
20		384	5.9" gun	
21		400	11" gun, 3.4" gun	
22		416	5% chance of abandoning	
23		427	2 kts	
24		440	3.4" gun	
25		448	5.9" gun	
		480	11" gun, 3.4" gun, 2 kts, torpedo tube, 8% chance of abandoning	
		512	5.9" gun	
		520	3.4" gun	
		533	2 kts	
		544	12% chance of abandoning	
		560	11" gun, 3.4" gun	
		576	5.9" gun	
		587	2 kts	
		600	3.4" gun	
		608	20% chance of abandoning	



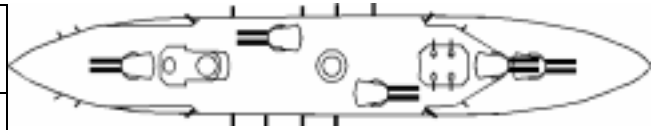
# Moltke

BC

Max turn: 135° Length: 610

1911

Speed		Armor		Aircraft	Torpedo Tubes					
Kts	Inches	Deck:	2.5	0	4 x 20"					
2	0.25	Belt:	10.6	Catapults	Anti-aircraft					
4	0.50	Conning tower:	10.0	0						
6	0.75	Turret:	6.3	Depth Chgs	0					
8	1.00	Superstructure:	1.2	0						
10	1.25				Mines	Radar: 0				
12	1.50				0					
14	1.75	<b>Penetration Chart</b>								
16	2.00				yards	2500	7500	12500	17500	19700
18	2.25				<b>Range: inches</b>	<b>5</b>	<b>15</b>	<b>25</b>	<b>35</b>	<b>39</b>
20	2.50	<b>Primary</b>	AP	NP:16	P:48	12	9	8	6	5
22	2.75	10 x 11"/50	SAP	NP:21	P:56	8	7	5	4	4
24	3.00	J2	COM	NP:24	P:64	5	4	3	2	2
26	3.25	Max ROF:3	HE	NP:32	P:NA	0	0	0	0	0
					<b>Range: inches</b>	<b>5</b>	<b>15</b>	<b>25</b>	<b>29</b>	
		<b>Secondary</b>	AP	NP:7	P:21	7	4	3	2	
		12 x 5.9"/45	SAP	NP:9	P:25	5	3	2	2	
		P3	COM	NP:11	P:28	3	2	1	1	
		Max ROF:14	HE	NP:14	P:NA	0	0	0	0	
					<b>Range: inches</b>	<b>5</b>	<b>10</b>			
		<b>Tertiary</b>	AP	NP:3	P:9	3	2			
		12 x 3.4"/35	SAP	NP:4	P:11	2	1			
		U3	COM	NP:5	P:12	1	1			
		Max ROF:18	HE	NP:6	P:NA	0	0			



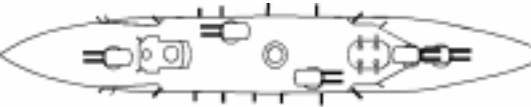
Turn	Orders	Pts Lost	Damage	Total Damage Pts: 746
1				
2		57	2 kts	
3		62	5.9" gun, 3.4" gun	
4		75	11" gun	
5		115	2 kts	
6		124	5.9" gun, 3.4" gun	
7		149	11" gun	
8		172	2 kts	
9		187	5.9" gun, 3.4" gun, torpedo tube	
10		224	11" gun	
11		230	2 kts	
12		249	5.9" gun, 3.4" gun	
13		287	2 kts	
14		298	11" gun	
15		311	5.9" gun, 3.4" gun	
16		344	2 kts	
17		373	11" gun, 5.9" gun, 3.4" gun, torpedo tube	
18		402	2 kts	
19		435	5.9" gun, 3.4" gun	
20		448	11" gun	
21		459	2 kts	
22		485	5% chance of abandoning	
23		497	5.9" gun, 3.4" gun	
24		516	2 kts	
25		522	11" gun	
		560	5.9" gun, 3.4" gun, torpedo tube, 8% chance of abandoning	
		574	2 kts	
		597	11" gun	
		622	5.9" gun, 3.4" gun	
		631	2 kts	
		634	12% chance of abandoning	
		671	11" gun	
		684	5.9" gun, 3.4" gun	
		689	2 kts	
		709	20% chance of abandoning	

# Seydlitz

BC

Max turn: 135° Length: 656

1913

Speed		Armor		Aircraft	Torpedo Tubes				
Kts	Inches	Deck:	2.5	0	4 x 20"				
2	0.25	Belt:	11.8	Catapults	0				
4	0.50	Conning tower:	10.0	Depth Chgs	0				
6	0.75	Turret:	6.3	Mines	0				
8	1.00	Superstructure:	1.2	0	0				
10	1.25								Radar: 0
12	1.50								
14	1.75	<b>Penetration Chart</b>							
				yards	2500	7500	12500	17500	19700
16	2.00			<b>Range: inches</b>	<b>5</b>	<b>15</b>	<b>25</b>	<b>35</b>	<b>39</b>
18	2.25	<b>Primary</b>	AP NP:16	P:48	12	9	8	6	5
20	2.50	10 x 11"/50	SAP NP:21	P:56	8	7	5	4	4
22	2.75	J2	COM NP:24	P:64	5	4	3	2	2
24	3.00	Max ROF:3	HE NP:32	P:NA	0	0	0	0	0
26	3.25			<b>Range: inches</b>	<b>5</b>	<b>15</b>	<b>25</b>	<b>29</b>	
		<b>Secondary</b>	AP NP:7	P:21	7	4	3	2	
		12 x 5.9"/45	SAP NP:9	P:25	5	3	2	2	
		P3	COM NP:11	P:28	3	2	1	1	
		Max ROF:14	HE NP:14	P:NA	0	0	0	0	
				<b>Range: inches</b>	<b>5</b>	<b>10</b>			
		<b>Tertiary</b>	AP NP:3	P:9	3	2			
		14 x 3.4"/35	SAP NP:4	P:11	2	1			
		U3	COM NP:5	P:12	1	1			
		Max ROF:18	HE NP:6	P:NA	0	0			

Turn	Orders	Pts Lost	Damage	Total Damage Pts: 812
1				
2		58	3.4" gun	
3		62	2 kts	
4		68	5.9" gun	
5		81	11" gun	
6		116	3.4" gun	
7		125	2 kts	
8		135	5.9" gun	
9		162	11" gun	
10		174	3.4" gun	
11		187	2 kts	
12		203	5.9" gun, torpedo tube	
13		232	3.4" gun	
14		244	11" gun	
15		250	2 kts	
16		271	5.9" gun	
17		290	3.4" gun	
18		312	2 kts	
19		325	11" gun	
20		338	5.9" gun	
21		348	3.4" gun	
22		375	2 kts	
23		406	11" gun, 5.9" gun, 3.4" gun, torpedo tube	
24		437	2 kts	
25		464	3.4" gun	
		474	5.9" gun	
		487	11" gun	
		500	2 kts	
		522	3.4" gun	
		528	5% chance of abandoning	
		541	5.9" gun	
		562	2 kts	
		568	11" gun	
		580	3.4" gun	
		609	5.9" gun, torpedo tube, 8% chance of abandoning	
		625	2 kts	
		638	3.4" gun	
		650	11" gun	
		677	5.9" gun	
		687	2 kts	
		690	12% chance of abandoning	
		696	3.4" gun	
		731	11" gun	
		744	5.9" gun	
		750	2 kts	
		754	3.4" gun	
		771	20% chance of abandoning	

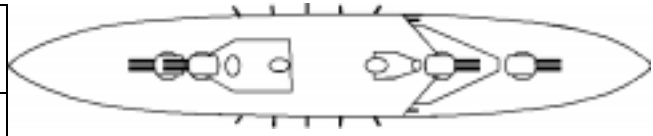
# Derfflinger

BC

Max turn: 135° Length: 689

1914

Speed		Armor		Aircraft	Torpedo Tubes					
Kts	Inches	Deck:	2.5	0	4 x 20"					
2	0.25	Belt:	11.8	Catapults	Anti-aircraft 3.4"AA=17					
4	0.50	Conning tower:	11.0	0						
6	0.75	Turret:	6.9	Depth Chgs	Radar: 0					
8	1.00	Superstructure:	1.2	0						
10	1.25			Mines						
12	1.50			0						
14	1.75	<b>Penetration Chart</b>			yards	2500	7500	12500	17500	21000
16	2.00	<b>Range: inches</b>			<b>5</b>	<b>15</b>	<b>25</b>	<b>35</b>	<b>42</b>	
18	2.25	<b>Primary</b>	AP	NP:18	P:54	13	10	9	7	6
20	2.50	8 x 12"/50	SAP	NP:23	P:63	9	7	6	5	4
22	2.75	H2	COM	NP:27	P:72	5	4	3	3	3
24	3.00	Max ROF:2	HE	NP:36	P:NA	0	0	0	0	0
26	3.25	<b>Range: inches</b>			<b>5</b>	<b>15</b>	<b>25</b>	<b>29</b>		
		<b>Secondary</b>	AP	NP:7	P:21	7	4	3	2	
		14 x 5.9"/45	SAP	NP:9	P:25	5	3	2	2	
		P3	COM	NP:11	P:28	3	2	1	1	
		Max ROF:14	HE	NP:14	P:NA	0	0	0	0	
		<b>Range: inches</b>			<b>5</b>	<b>15</b>	<b>25</b>			
		<b>Tertiary</b>	AP	NP:3	P:9	4	2	1		
		8 x 3.4"/45	SAP	NP:4	P:11	2	1	1		
		U2	COM	NP:5	P:12	1	1	1		
		Max ROF:20	HE	NP:6	P:NA	0	0	0		



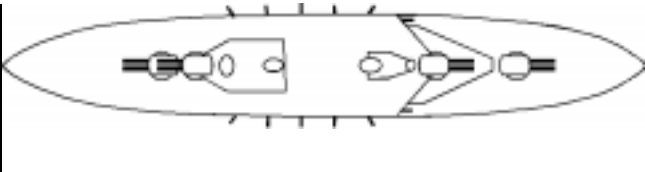
Turn	Orders	Pts Lost	Damage	Total Damage Pts: 868
1				
2		62	5.9" gun	
3		67	2 kts	
4		109	12" gun, 3.4" gun	
5		124	5.9" gun	
6		134	2 kts	
7		186	5.9" gun	
8		200	2 kts	
9		217	12" gun, 3.4" gun, torpedo tube	
10		248	5.9" gun	
11		267	2 kts	
12		310	5.9" gun	
13		326	12" gun, 3.4" gun	
14		334	2 kts	
15		372	5.9" gun	
16		401	2 kts	
17		434	12" gun, 5.9" gun, 3.4" gun, torpedo tube	
18		467	2 kts	
19		496	5.9" gun	
20		534	2 kts	
21		543	12" gun, 3.4" gun	
22		558	5.9" gun	
23		564	5% chance of abandoning	
24		601	2 kts	
25		620	5.9" gun	
		651	12" gun, 3.4" gun, torpedo tube, 8% chance of abandoning	
		668	2 kts	
		682	5.9" gun	
		734	2 kts	
		738	12% chance of abandoning	
		744	5.9" gun	
		760	12" gun, 3.4" gun	
		801	2 kts	
		806	5.9" gun	
		825	20% chance of abandoning	

# Lützow

BC

Max turn: 135° Length: 689

1914

Speed		Armor		Aircraft	Torpedo Tubes										
Kts	Inches	Deck:	2.5	0	4 x 20"										
2	0.25	Belt:	11.8	Catapults	0										
4	0.50	Conning tower:	11.0	0	Anti-aircraft										
6	0.75	Turret:	6.9	Depth Chgs	3.4"AA=17										
8	1.00	Superstructure:	1.2	0	0										
10	1.25			Mines	0										
12	1.50			0	0										
14	1.75	<b>Penetration Chart</b>				yards					2500	7500	12500	17500	21000
16	2.00	<b>Range: inches</b>				<b>5</b>					<b>15</b>	<b>25</b>	<b>35</b>	<b>42</b>	
18	2.25	<b>Primary</b>	AP	NP:18	P:54	13	10	9	7	6					
20	2.50	8 x 12"/50	SAP	NP:23	P:63	9	7	6	5	4					
22	2.75	H2	COM	NP:27	P:72	5	4	3	3	3					
24	3.00	Max ROF:2	HE	NP:36	P:NA	0	0	0	0	0					
26	3.25	<b>Range: inches</b>				<b>5</b>	<b>15</b>	<b>25</b>	<b>29</b>						
		<b>Secondary</b>	AP	NP:7	P:21	7	4	3	2						
		14 x 5.9"/45	SAP	NP:9	P:25	5	3	2	2						
		P3	COM	NP:11	P:28	3	2	1	1						
		Max ROF:14	HE	NP:14	P:NA	0	0	0	0						
		<b>Range: inches</b>				<b>5</b>	<b>15</b>	<b>25</b>							
		<b>Tertiary</b>	AP	NP:3	P:9	4	2	1							
		8 x 3.4"/45	SAP	NP:4	P:11	2	1	1							
		U2	COM	NP:5	P:12	1	1	1							
		Max ROF:20	HE	NP:6	P:NA	0	0	0							

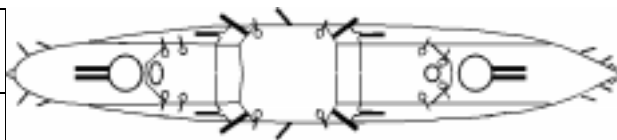
Turn	Orders	Pts Lost	Damage	Total Damage Pts: 868
1				
2		62	5.9" gun	
3		67	2 kts	
4		109	12" gun, 3.4" gun	
5		124	5.9" gun	
6		134	2 kts	
7		186	5.9" gun	
8		200	2 kts	
9		217	12" gun, 3.4" gun, torpedo tube	
10		248	5.9" gun	
11		267	2 kts	
12		310	5.9" gun	
13		326	12" gun, 3.4" gun	
14		334	2 kts	
15		372	5.9" gun	
16		401	2 kts	
17		434	12" gun, 5.9" gun, 3.4" gun, torpedo tube	
18		467	2 kts	
19		496	5.9" gun	
20		534	2 kts	
21		543	12" gun, 3.4" gun	
22		558	5.9" gun	
23		564	5% chance of abandoning	
24		601	2 kts	
25		620	5.9" gun	
		651	12" gun, 3.4" gun, torpedo tube, 8% chance of abandoning	
		668	2 kts	
		682	5.9" gun	
		734	2 kts	
		738	12% chance of abandoning	
		744	5.9" gun	
		760	12" gun, 3.4" gun	
		801	2 kts	
		806	5.9" gun	
		825	20% chance of abandoning	

# Scharnhorst

CA

Max turn: 135° Length: 474

1907



Speed		Armor Deck: 2.0 Belt: 6.0 Conning tower: 7.8 Turret: 3.9 Superstructure: 1.0	Aircraft	Torpedo Tubes			
Kts	Inches		0	4 x 17.7**			
2	0.25		Catapults	Anti-aircraft 0			
4	0.50		0				
6	0.75		Depth Chgs				
8	1.00		0				
10	1.25		Mines				
12	1.50	0					
14	1.75	<b>Penetration Chart</b>					
		yards	2500	7500	12500	16000	
16	2.00	<b>Range: inches</b>		<b>5</b>	<b>15</b>	<b>25</b>	<b>32</b>
18	2.25	<b>Primary</b>	AP NP:10 P:30	8	6	4	3
20	2.50	8 x 8.2"/40	SAP NP:13 P:35	6	4	3	2
22	2.75	M5	COM NP:15 P:40	3	2	2	1
		Max ROF:6	HE NP:20 P:NA	0	0	0	0
		<b>Range: inches</b>		<b>5</b>	<b>15</b>	<b>18</b>	
		<b>Secondary</b>	AP NP:7 P:21	6	4	3	
		6 x 5.9"/40	SAP NP:9 P:25	4	3	2	
		P4	COM NP:11 P:28	3	2	1	
		Max ROF:12	HE NP:14 P:NA	0	0	0	
		<b>Range: inches</b>		<b>5</b>	<b>8</b>		
		<b>Tertiary</b>	AP NP:3 P:9	3	2		
		20 x 3.4"/35	SAP NP:4 P:11	2	1		
		U3	COM NP:5 P:12	1	1		
		Max ROF:18	HE NP:6 P:NA	0	0		

Turn	Orders
1	
2	
3	
4	
5	
6	
7	
8	
9	
10	
11	
12	
13	
14	
15	
16	
17	
18	
19	
20	
21	
22	
23	
24	
25	

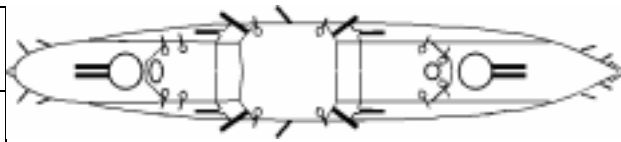
Pts Lost	Damage	Total Damage Pts: 383
19	3.4" gun	
35	2 kts	
38	3.4" gun	
48	8.2" gun	
57	3.4" gun	
64	5.9" gun	
70	2 kts	
77	3.4" gun	
96	8.2" gun, 3.4" gun, torpedo tube	
104	2 kts	
115	3.4" gun	
128	5.9" gun	
134	3.4" gun	
139	2 kts	
144	8.2" gun	
153	3.4" gun	
172	3.4" gun	
174	2 kts	
192	8.2" gun, 5.9" gun, 3.4" gun, torpedo tube	
209	2 kts	
211	3.4" gun	
230	3.4" gun	
239	8.2" gun	
244	2 kts	
249	3.4" gun, 5% chance of abandoning	
255	5.9" gun	
268	3.4" gun	
279	2 kts	
287	8.2" gun, 3.4" gun, torpedo tube, 8% chance of abandoning	
306	3.4" gun	
313	2 kts	
319	5.9" gun	
326	3.4" gun, 12% chance of abandoning	
335	8.2" gun	
345	3.4" gun	
348	2 kts	
364	3.4" gun, 20% chance of abandoning	

# Gneisenau

CA

Max turn: 135° Length: 474

1907



Speed		Armor Deck: 2.0 Belt: 6.0 Conning tower: 7.8 Turret: 3.9 Superstructure: 1.0	Aircraft	Torpedo Tubes	Radar: 0
Kts	Inches		0	4 x 17.7**	
2	0.25		Catapults	Anti-aircraft 0	
4	0.50		0		
6	0.75		Depth Chgs		
8	1.00		0		
10	1.25	Mines	0		
12	1.50	0			

Penetration Chart		yards					
		2500	7500	12500	16000		
14	1.75	<b>Range: inches</b>					
16	2.00	<b>5</b>	<b>15</b>	<b>25</b>	<b>32</b>		
18	2.25	<b>Primary</b>	AP NP:10 P:30	8	6	4	3
20	2.50	8 x 8.2"/40	SAP NP:13 P:35	6	4	3	2
22	2.75	M5	COM NP:15 P:40	3	2	2	1
		Max ROF:6	HE NP:20 P:NA	0	0	0	0
		<b>Range: inches</b>					
		<b>5</b>	<b>15</b>	<b>18</b>			
		<b>Secondary</b>	AP NP:7 P:21	6	4	3	
		6 x 5.9"/40	SAP NP:9 P:25	4	3	2	
		P4	COM NP:11 P:28	3	2	1	
		Max ROF:12	HE NP:14 P:NA	0	0	0	
		<b>Range: inches</b>					
		<b>5</b>	<b>8</b>				
		<b>Tertiary</b>	AP NP:3 P:9	3	2		
		20 x 3.4"/35	SAP NP:4 P:11	2	1		
		U3	COM NP:5 P:12	1	1		
		Max ROF:18	HE NP:6 P:NA	0	0		

Turn	Orders
1	
2	
3	
4	
5	
6	
7	
8	
9	
10	
11	
12	
13	
14	
15	
16	
17	
18	
19	
20	
21	
22	
23	
24	
25	

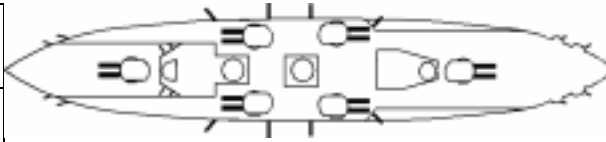
Pts Lost	Damage	Total Damage Pts: 383
19	3.4" gun	
35	2 kts	
38	3.4" gun	
48	8.2" gun	
57	3.4" gun	
64	5.9" gun	
70	2 kts	
77	3.4" gun	
96	8.2" gun, 3.4" gun, torpedo tube	
104	2 kts	
115	3.4" gun	
128	5.9" gun	
134	3.4" gun	
139	2 kts	
144	8.2" gun	
153	3.4" gun	
172	3.4" gun	
174	2 kts	
192	8.2" gun, 5.9" gun, 3.4" gun, torpedo tube	
209	2 kts	
211	3.4" gun	
230	3.4" gun	
239	8.2" gun	
244	2 kts	
249	3.4" gun, 5% chance of abandoning	
255	5.9" gun	
268	3.4" gun	
279	2 kts	
287	8.2" gun, 3.4" gun, torpedo tube, 8% chance of abandoning	
306	3.4" gun	
313	2 kts	
319	5.9" gun	
326	3.4" gun, 12% chance of abandoning	
335	8.2" gun	
345	3.4" gun	
348	2 kts	
364	3.4" gun, 20% chance of abandoning	

# Blucher

CA

Max turn: 135° Length: 530

1909



Speed		Armor Deck: 2.8 Belt: 6.0 Conning tower: 7.8 Turret: 3.5 Superstructure: 1.4	Aircraft	Torpedo Tubes	Radar: 0
Kts	Inches		0	3 x 17.7**	
2	0.25		Catapults	Anti-aircraft 0	
4	0.50		0		
6	0.75		Depth Chgs		
8	1.00		0		
10	1.25	Mines			
12	1.50	0			

Penetration Chart				yards	2500	7500	12500	17500	19500
		Range: inches		5	15	25	35	39	
14	1.75	<b>Primary</b>		AP NP:10 P:30	9	6	4	3	2
16	2.00	12 x 8.2"/45	SAP NP:13 P:35	6	4	3	2	2	
18	2.25	M4	COM NP:15 P:40	3	2	2	1	1	
20	2.50	Max ROF:6	HE NP:20 P:NA	0	0	0	0	0	
22	2.75			Range: inches	5	15	25	29	
24	3.00	<b>Secondary</b>		AP NP:7 P:21	7	4	3	2	
26	3.25	8 x 5.9"/45	SAP NP:9 P:25	5	3	2	2		
		P3	COM NP:11 P:28	3	2	1	1		
		Max ROF:14	HE NP:14 P:NA	0	0	0	0		
				Range: inches	5	15	25		
		<b>Tertiary</b>		AP NP:3 P:9	4	2	1		
		16 x 3.4"/45	SAP NP:4 P:11	2	1	1			
		U2	COM NP:5 P:12	1	1	1			
		Max ROF:20	HE NP:6 P:NA	0	0	0			

Turn	Orders
1	
2	
3	
4	
5	
6	
7	
8	
9	
10	
11	
12	
13	
14	
15	
16	
17	
18	
19	
20	
21	
22	
23	
24	
25	

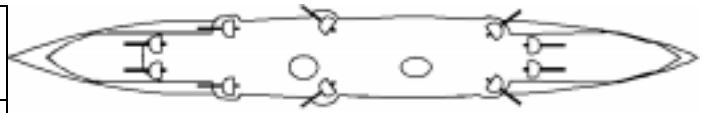
Pts Lost	Damage	Total Damage Pts: 512
32	3.4" gun	
39	2 kts	
43	8.2" gun	
64	5.9" gun, 3.4" gun	
79	2 kts	
85	8.2" gun	
96	3.4" gun	
118	2 kts	
128	8.2" gun, 5.9" gun, 3.4" gun	
158	2 kts	
160	3.4" gun	
171	8.2" gun, torpedo tube	
192	5.9" gun, 3.4" gun	
197	2 kts	
213	8.2" gun	
224	3.4" gun	
236	2 kts	
256	8.2" gun, 5.9" gun, 3.4" gun	
276	2 kts	
288	3.4" gun	
299	8.2" gun	
315	2 kts	
320	5.9" gun, 3.4" gun	
333	5% chance of abandoning	
341	8.2" gun, torpedo tube	
352	3.4" gun	
354	2 kts	
384	8.2" gun, 5.9" gun, 3.4" gun, 8% chance of abandoning	
394	2 kts	
416	3.4" gun	
427	8.2" gun	
433	2 kts	
435	12% chance of abandoning	
448	5.9" gun, 3.4" gun	
469	8.2" gun	
473	2 kts	
480	3.4" gun	
486	20% chance of abandoning	

# Gazelle

CL

Max turn: 180° Length: 328

1899



Speed		Armor Deck: 2.0 Belt: 1.0 Conning tower: 3.0 Turret: 1.0 Superstructure: 1.0	Aircraft	Torpedo Tubes				
Kts	Inches		0	2 x 17.7"				
2	0.25		Catapults	0				
4	0.50		Depth Chgs	0	Anti-aircraft			
6	0.75		Mines	0	0			
8	1.00							
10	1.25							
12	1.50				Radar: 0			
14	1.75	<b>Penetration Chart</b>			yards	2500	7500	10000
16	2.00	<b>Range: inches</b>			<b>5</b>	<b>15</b>	<b>20</b>	
18	2.25	<b>Primary</b>	AP	NP:4	P:12	4	3	2
20	2.50	10 x 4.1"/40	SAP	NP:5	P:14	3	2	1
22	2.75	T4	COM	NP:6	P:16	2	1	1
		Max ROF:15	HE	NP:8	P:NA	0	0	0
		<b>Range: inches</b>						
		<b>Secondary</b>	AP					
			SAP					
			COM					
			HE					
		<b>Range: inches</b>						
		<b>Tertiary</b>	AP					
			SAP					
			COM					
			HE					

Turn	Orders
1	
2	
3	
4	
5	
6	
7	
8	
9	
10	
11	
12	
13	
14	
15	
16	
17	
18	
19	
20	
21	
22	
23	
24	
25	

Pts Lost	Damage
8	2 kts
9	4.1" gun
16	2 kts
17	4.1" gun
24	2 kts
26	4.1" gun
32	2 kts
35	4.1" gun
40	2 kts
44	4.1" gun, torpedo tube
47	2 kts
52	4.1" gun
55	2 kts
57	5% chance of abandoning
61	4.1" gun
63	2 kts
65	8% chance of abandoning
70	4.1" gun
71	2 kts
74	12% chance of abandoning
78	4.1" gun
79	2 kts
83	20% chance of abandoning

**Total Damage Pts: 87**

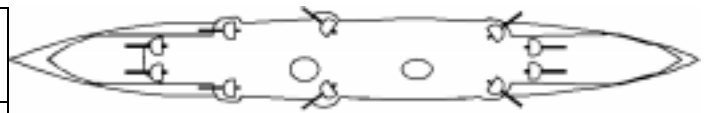


# Amazone

CL

Max turn: 180° Length: 328

1899



Speed		Armor Deck: 2.0 Belt: 1.0 Conning tower: 3.0 Turret: 1.0 Superstructure: 1.0	Aircraft	Torpedo Tubes				
Kts	Inches		0	2 x 17.7"				
2	0.25		Catapults	Anti-aircraft				
4	0.50		0		0			
6	0.75		Depth Chgs					
8	1.00		0					
10	1.25		Mines					
12	1.50	0						
14	1.75	<b>Penetration Chart</b>			yards	2500	7500	10000
16	2.00	<b>Range: inches</b>			<b>5</b>	<b>15</b>	<b>20</b>	
18	2.25	<b>Primary</b>	AP	NP:4	P:12	4	3	2
20	2.50	10 x 4.1"/40	SAP	NP:5	P:14	3	2	1
22	2.75	T4	COM	NP:6	P:16	2	1	1
		Max ROF:15	HE	NP:8	P:NA	0	0	0
			<b>Range: inches</b>					
<b>Secondary</b>		AP						
		SAP						
		COM						
		HE						
			<b>Range: inches</b>					
<b>Tertiary</b>		AP						
		SAP						
		COM						
		HE						

Turn	Orders
1	
2	
3	
4	
5	
6	
7	
8	
9	
10	
11	
12	
13	
14	
15	
16	
17	
18	
19	
20	
21	
22	
23	
24	
25	

Pts Lost	Damage
8	2 kts
9	4.1" gun
16	2 kts
17	4.1" gun
24	2 kts
26	4.1" gun
32	2 kts
35	4.1" gun
40	2 kts
44	4.1" gun, torpedo tube
47	2 kts
52	4.1" gun
55	2 kts
57	5% chance of abandoning
61	4.1" gun
63	2 kts
65	8% chance of abandoning
70	4.1" gun
71	2 kts
74	12% chance of abandoning
78	4.1" gun
79	2 kts
83	20% chance of abandoning

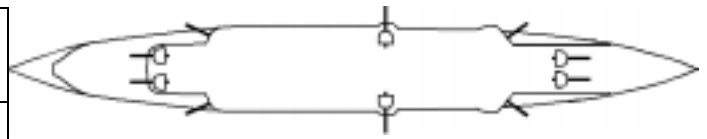
**Total Damage Pts: 87**

# Bremen

CL

Max turn: 180° Length: 341

1904



Speed		Armor Deck: 2.0 Belt: 1.5 Conning tower: 4.0 Turret: 1.0 Superstructure: 1.0	Aircraft	Torpedo Tubes			
Kts	Inches		0	2 x 17.7"			
2	0.25		Catapults	Anti-aircraft			
4	0.50		0		0		
6	0.75		Depth Chgs	0			
8	1.00		Mines	0			
10	1.25		0		Radar: 0		
12	1.50						
14	1.75	<b>Penetration Chart</b>		yards	2500	7500	10000
16	2.00	<b>Range: inches</b>			<b>5</b>	<b>15</b>	<b>20</b>
18	2.25	<b>Primary</b>	AP NP:4 P:12		4	3	2
20	2.50	10 x 4.1"/40	SAP NP:5 P:14		3	2	1
22	2.75	T4	COM NP:6 P:16		2	1	1
24	3.00	Max ROF:15	HE NP:8 P:NA		0	0	0
		<b>Range: inches</b>					
		<b>Secondary</b>	AP				
			SAP				
			COM				
			HE				
		<b>Range: inches</b>					
		<b>Tertiary</b>	AP				
			SAP				
			COM				
			HE				

Turn	Orders
1	
2	
3	
4	
5	
6	
7	
8	
9	
10	
11	
12	
13	
14	
15	
16	
17	
18	
19	
20	
21	
22	
23	
24	
25	

Pts Lost	Damage
9	2 kts
11	4.1" gun
18	2 kts
21	4.1" gun
27	2 kts
32	4.1" gun
36	2 kts
43	4.1" gun
45	2 kts
54	4.1" gun, 2 kts, torpedo tube
62	2 kts
64	4.1" gun
70	5% chance of abandoning
71	2 kts
75	4.1" gun
80	2 kts, 8% chance of abandoning
86	4.1" gun
89	2 kts
91	12% chance of abandoning
96	4.1" gun
98	2 kts
102	20% chance of abandoning

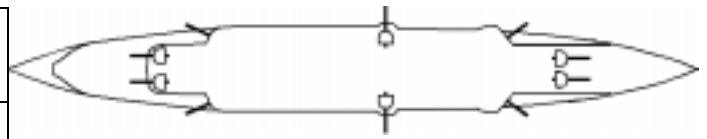
**Total Damage Pts: 107**

# Danzig

CL

Max turn: 180° Length: 341

1904



Speed		Armor Deck: 2.0 Belt: 1.5 Conning tower: 4.0 Turret: 1.0 Superstructure: 1.0	Aircraft	Torpedo Tubes			
Kts	Inches		0	2 x 17.7"			
2	0.25		Catapults	Anti-aircraft			
4	0.50		0		0		
6	0.75		Depth Chgs	0			
8	1.00		Mines	0			
10	1.25				Radar: 0		
12	1.50						
14	1.75	<b>Penetration Chart</b>		yards	2500	7500	10000
16	2.00	<b>Range: inches</b>			<b>5</b>	<b>15</b>	<b>20</b>
18	2.25	<b>Primary</b>	AP NP:4 P:12		4	3	2
20	2.50	10 x 4.1"/40	SAP NP:5 P:14		3	2	1
22	2.75	T4	COM NP:6 P:16		2	1	1
24	3.00	Max ROF:15	HE NP:8 P:NA		0	0	0
		<b>Range: inches</b>					
		<b>Secondary</b>	AP				
			SAP				
			COM				
			HE				
		<b>Range: inches</b>					
		<b>Tertiary</b>	AP				
			SAP				
			COM				
			HE				

Turn	Orders
1	
2	
3	
4	
5	
6	
7	
8	
9	
10	
11	
12	
13	
14	
15	
16	
17	
18	
19	
20	
21	
22	
23	
24	
25	

Pts Lost	Damage
9	2 kts
11	4.1" gun
18	2 kts
21	4.1" gun
27	2 kts
32	4.1" gun
36	2 kts
43	4.1" gun
45	2 kts
54	4.1" gun, 2 kts, torpedo tube
62	2 kts
64	4.1" gun
70	5% chance of abandoning
71	2 kts
75	4.1" gun
80	2 kts, 8% chance of abandoning
86	4.1" gun
89	2 kts
91	12% chance of abandoning
96	4.1" gun
98	2 kts
102	20% chance of abandoning

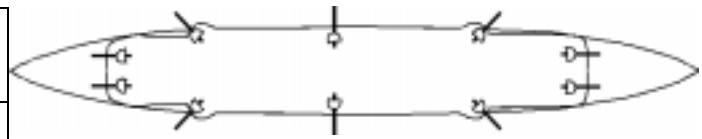
**Total Damage Pts: 107**

# Emden

CL

Max turn: 180° Length: 388

1908



Speed		Armor Deck: 2.0 Belt: 2.0 Conning tower: 4.0 Turret: 1.0 Superstructure: 1.0	Aircraft	Torpedo Tubes					
Kts	Inches		0	2 x 17.7"					
2	0.25		Catapults	0					
4	0.50		Depth Chgs	0					
6	0.75		Mines	0					
8	1.00								
10	1.25								
12	1.50			Radar: 0					
14	1.75	<b>Penetration Chart</b>			yards	2500	7500	12500	13500
16	2.00	<b>Range: inches</b>			<b>5</b>	<b>15</b>	<b>25</b>	<b>27</b>	
18	2.25	<b>Primary</b>	AP NP:4 P:12	5	3	2	2		
20	2.50	10 x 4.1"/45	SAP NP:5 P:14	3	2	1	1		
22	2.75	T3	COM NP:6 P:16	2	1	1	1		
24	3.00	Max ROF:18	HE NP:8 P:NA	0	0	0	0		
		<b>Range: inches</b>							
		<b>Secondary</b>	AP						
			SAP						
			COM						
			HE						
		<b>Range: inches</b>							
		<b>Tertiary</b>	AP						
			SAP						
			COM						
			HE						

Turn	Orders
1	
2	
3	
4	
5	
6	
7	
8	
9	
10	
11	
12	
13	
14	
15	
16	
17	
18	
19	
20	
21	
22	
23	
24	
25	

Pts Lost	Damage
10	2 kts
12	4.1" gun
20	2 kts
24	4.1" gun
30	2 kts
36	4.1" gun
40	2 kts
48	4.1" gun
50	2 kts
60	4.1" gun, 2 kts, torpedo tube
70	2 kts
72	4.1" gun
78	5% chance of abandoning
80	2 kts
84	4.1" gun
90	2 kts, 8% chance of abandoning
96	4.1" gun
100	2 kts
102	12% chance of abandoning
108	4.1" gun
110	2 kts
114	20% chance of abandoning

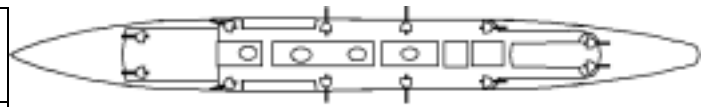
**Total Damage Pts: 120**

# Stralsund

CL

Max turn: 180° Length: 455

1912



Speed		Armor Deck: 2.0 Belt: 3.5 Conning tower: 4.0 Turret: 1.0 Superstructure: 1.0	Aircraft	Torpedo Tubes				
Kts	Inches		0	4 x 20"				
2	0.25		Catapults	Anti-aircraft				
4	0.50		0		0			
6	0.75		Depth Chgs	0				
8	1.00		Mines	0				
10	1.25				Radar: 0			
12	1.50							
14	1.75	<b>Penetration Chart</b>		yards	2500	7500	12500	13500
16	2.00	<b>Range: inches</b>			<b>5</b>	<b>15</b>	<b>25</b>	<b>27</b>
18	2.25	<b>Primary</b>	AP NP:4 P:12		5	3	2	2
20	2.50	12 x 4.1"/45	SAP NP:5 P:14		3	2	1	1
22	2.75	T3	COM NP:6 P:16		2	1	1	1
24	3.00	Max ROF:18	HE NP:8 P:NA		0	0	0	0
26	3.25	<b>Range: inches</b>						
28	3.50	<b>Secondary</b>	AP					
			SAP					
			COM					
			HE					
		<b>Range: inches</b>						
		<b>Tertiary</b>	AP					
			SAP					
			COM					
			HE					

Turn	Orders
1	
2	
3	
4	
5	
6	
7	
8	
9	
10	
11	
12	
13	
14	
15	
16	
17	
18	
19	
20	
21	
22	
23	
24	
25	

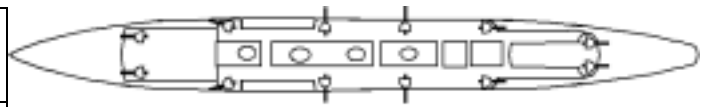
Pts Lost	Damage	Total Damage Pts: 150
11	2 kts	
13	4.1" gun	
21	2 kts	
25	4.1" gun	
32	2 kts	
38	4.1" gun, torpedo tube	
43	2 kts	
50	4.1" gun	
54	2 kts	
63	4.1" gun	
64	2 kts	
75	4.1" gun, 2 kts, torpedo tube	
86	2 kts	
88	4.1" gun	
96	2 kts	
98	5% chance of abandoning	
100	4.1" gun	
107	2 kts	
113	4.1" gun, torpedo tube, 8% chance of abandoning	
118	2 kts	
125	4.1" gun	
128	12% chance of abandoning	
129	2 kts	
138	4.1" gun	
139	2 kts	
143	20% chance of abandoning	

# Magdeburg

CL

Max turn: 180° Length: 455

1912



Speed		Armor Deck: 2.0 Belt: 3.5 Conning tower: 4.0 Turret: 1.0 Superstructure: 1.0	Aircraft	Torpedo Tubes	Radar: 0		
Kts	Inches		0	4 x 20"			
2	0.25		Catapults	Anti-aircraft 0			
4	0.50		0				
6	0.75		Depth Chgs	0			
8	1.00		0				
10	1.25		Mines	0			
12	1.50	0					
14	1.75	<b>Penetration Chart</b>					
			yards	2500	7500	12500	13500
16	2.00	<b>Range: inches</b>		<b>5</b>	<b>15</b>	<b>25</b>	<b>27</b>
18	2.25	<b>Primary</b>	AP NP:4 P:12	5	3	2	2
20	2.50	12 x 4.1"/45	SAP NP:5 P:14	3	2	1	1
22	2.75	T3	COM NP:6 P:16	2	1	1	1
24	3.00	Max ROF:18	HE NP:8 P:NA	0	0	0	0
26	3.25	<b>Range: inches</b>					
28	3.50	<b>Secondary</b>	AP				
			SAP				
			COM				
			HE				
		<b>Range: inches</b>					
		<b>Tertiary</b>	AP				
			SAP				
			COM				
			HE				

Turn	Orders
1	
2	
3	
4	
5	
6	
7	
8	
9	
10	
11	
12	
13	
14	
15	
16	
17	
18	
19	
20	
21	
22	
23	
24	
25	

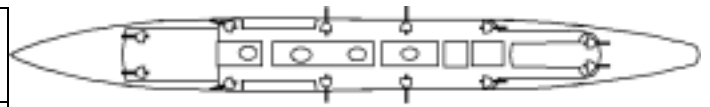
Pts Lost	Damage	Total Damage Pts: 150
11	2 kts	
13	4.1" gun	
21	2 kts	
25	4.1" gun	
32	2 kts	
38	4.1" gun, torpedo tube	
43	2 kts	
50	4.1" gun	
54	2 kts	
63	4.1" gun	
64	2 kts	
75	4.1" gun, 2 kts, torpedo tube	
86	2 kts	
88	4.1" gun	
96	2 kts	
98	5% chance of abandoning	
100	4.1" gun	
107	2 kts	
113	4.1" gun, torpedo tube, 8% chance of abandoning	
118	2 kts	
125	4.1" gun	
128	12% chance of abandoning	
129	2 kts	
138	4.1" gun	
139	2 kts	
143	20% chance of abandoning	

# Strassburg

CL

Max turn: 180° Length: 455

1912



Speed		Armor Deck: 2.0 Belt: 3.5 Conning tower: 4.0 Turret: 1.0 Superstructure: 1.0	Aircraft	Torpedo Tubes				
Kts	Inches		0	4 x 20"				
2	0.25		Catapults	Anti-aircraft				
4	0.50		0		0			
6	0.75		Depth Chgs	0				
8	1.00		Mines	0				
10	1.25		0	Radar: 0				
12	1.50							
14	1.75	<b>Penetration Chart</b>						
		yards	2500	7500	12500	13500		
16	2.00	<b>Range: inches</b>		<b>5</b>	<b>15</b>	<b>25</b>	<b>27</b>	
18	2.25	<b>Primary</b>	AP NP:4 P:12	5	3	2	2	
20	2.50	12 x 4.1"/45	SAP NP:5 P:14	3	2	1	1	
22	2.75	T3	COM NP:6 P:16	2	1	1	1	
24	3.00	Max ROF:18	HE NP:8 P:NA	0	0	0	0	
26	3.25	<b>Range: inches</b>						
28	3.50	<b>Secondary</b>	AP					
			SAP					
			COM					
			HE					
		<b>Range: inches</b>						
		<b>Tertiary</b>	AP					
			SAP					
			COM					
			HE					

Turn	Orders
1	
2	
3	
4	
5	
6	
7	
8	
9	
10	
11	
12	
13	
14	
15	
16	
17	
18	
19	
20	
21	
22	
23	
24	
25	

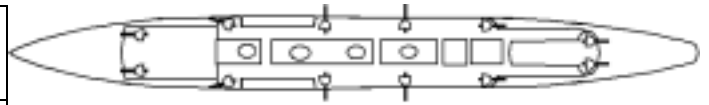
Pts Lost	Damage	Total Damage Pts: 150
11	2 kts	
13	4.1" gun	
21	2 kts	
25	4.1" gun	
32	2 kts	
38	4.1" gun, torpedo tube	
43	2 kts	
50	4.1" gun	
54	2 kts	
63	4.1" gun	
64	2 kts	
75	4.1" gun, 2 kts, torpedo tube	
86	2 kts	
88	4.1" gun	
96	2 kts	
98	5% chance of abandoning	
100	4.1" gun	
107	2 kts	
113	4.1" gun, torpedo tube, 8% chance of abandoning	
118	2 kts	
125	4.1" gun	
128	12% chance of abandoning	
129	2 kts	
138	4.1" gun	
139	2 kts	
143	20% chance of abandoning	

# Breslau

CL

Max turn: 180° Length: 455

1912



Speed		Armor Deck: 2.0 Belt: 3.5 Conning tower: 4.0 Turret: 1.0 Superstructure: 1.0	Aircraft	Torpedo Tubes					
Kts	Inches		0	4 x 20"					
2	0.25		Catapults	Anti-aircraft					
4	0.50		0		0				
6	0.75		Depth Chgs	0					
8	1.00		Mines	0					
10	1.25				Radar: 0				
12	1.50								
14	1.75	<b>Penetration Chart</b>			yards	2500	7500	12500	13500
16	2.00	<b>Range: inches</b>			<b>5</b>	<b>15</b>	<b>25</b>	<b>27</b>	
18	2.25	<b>Primary</b>	AP NP:4 P:12	5	3	2	2		
20	2.50	12 x 4.1"/45	SAP NP:5 P:14	3	2	1	1		
22	2.75	T3	COM NP:6 P:16	2	1	1	1		
24	3.00	Max ROF:18	HE NP:8 P:NA	0	0	0	0		
26	3.25	<b>Range: inches</b>							
28	3.50	<b>Secondary</b>	AP						
			SAP						
			COM						
			HE						
		<b>Range: inches</b>							
		<b>Tertiary</b>	AP						
			SAP						
			COM						
			HE						

Turn	Orders
1	
2	
3	
4	
5	
6	
7	
8	
9	
10	
11	
12	
13	
14	
15	
16	
17	
18	
19	
20	
21	
22	
23	
24	
25	

Pts Lost	Damage	Total Damage Pts: 150
11	2 kts	
13	4.1" gun	
21	2 kts	
25	4.1" gun	
32	2 kts	
38	4.1" gun, torpedo tube	
43	2 kts	
50	4.1" gun	
54	2 kts	
63	4.1" gun	
64	2 kts	
75	4.1" gun, 2 kts, torpedo tube	
86	2 kts	
88	4.1" gun	
96	2 kts	
98	5% chance of abandoning	
100	4.1" gun	
107	2 kts	
113	4.1" gun, torpedo tube, 8% chance of abandoning	
118	2 kts	
125	4.1" gun	
128	12% chance of abandoning	
129	2 kts	
138	4.1" gun	
139	2 kts	
143	20% chance of abandoning	